



**2019**

2019-119

**2019 08**



)

(

1

2



---

4

2017

“

”

5

---

6

2015 6 10

5,000

5%

2016 6 22

[ 2016] 551

2017 5

7

100%

100%

---







---



1

2


--	--






“ + + + ” SaaS +  
36

1

POS

---


2

2001

—

PCS

IT

A

7.06%



---

2019

128%

137,609.88  
14,162.76

54.21%  
138.93%

15,541.56

“ + + + ”  
20-30%

SaaS

AI

36

2018

100%

30%

SaaS

30 40

“ AMAZON GO ”





---




---


1



2

3

1

2




2




--	--	--	--	--	--	--	--	--	--	--



---



--	--

---



---









---

6

1

2

3

1

	72%	2019 8 1	5,760	-302,0 4		-2.13%			5%				2019 05 31	2019-0 69

--	--	--	--	--	--	--	--	--	--	--	--	--	--	--

2

72%	2019 08 1	5,760	-302,04	-2.13%		5%					2019 05 31	2019-0 69	

---

--	--	--	--	--	--	--	--	--	--	--	--	--	--	--

**2019 1-9**


---


---

2015 6 10

5 000

5% 2016 6 22

[2016] 551

2017 5

100%

100%



---

1

2018		43.18%	2019 05 16	2019 05 16	2018 2019-063
2019		45.46%	2019 06 18	2019 06 18	2019 2019-093

2

---

“ ”

“ ”

2015  
2019 2 22

2015

3

2015

2015

2015

,

---

287,990 2015 4,348,640  
 2019-3-4  
 2019-020 287,990 2018-3-4  
 2019-4-24 2015  
 2018 " " 2 "  
 2015 2018 2015 30% 2018  
 6% " 9,853.97 192,321.15  
 2018 5.12% 6% 2015  
 2015 2015 2015  
 4,348,640 2019-5-23 2015  
 2015  
 2019-064 2015  
 4,348,640 2019-5-23 2015  
 2017  
 2019-2-22 2017 2017  
 6 2017  
 2017 2016 ,



---

2019 6 18      2019

2019 6 6  
2019-085



	2018 03 22	220,000	2018 12 28	8,000		2018 12 28 2019 12 19		
	2018 03 22	220,000	2018 11 16	7,000		2018 11 16 2019 12 17		
	2018 03 22	220,000	2018 12 14	8,000		2018 12 14 2019 12 13		
	2018 03 22	220,000	2018 11 23	5,000		2018 11 23 2019 11 23		
	2018 03 22	220,000	2018 12 14	7,000		2018 12 14 2019 3 14		
	2018 03 22	220,000	2018 05 29	7,000		2018 5 29 2019 5 29		
	2018 03 22	5,000	2018 06 25	900		2018 6 25 2019 1 18		
	2019 04 26	250,000	2019 03 27	5,000		2019 03 27 2020 03 27		
	2019 04 26	250,000	2019 03 21	10,000		2019 03 21 2020 03 21		
	2019 04 26	250,000	2019 01 28	7,000		2019 01 28 2020 01		

						28		
	2019 04 26	250,000	2019 06 28	8,000		2019 06 28 2019 12 19		

2019 5 30

3 3

2019

2019 5 31  
2019-070

2019 5 30  
2019 6 18 2019

2019 6 14  
2019 7 11 2019

1

2019 5 31

2019-074 2019 6 6  
2019-089 2019 6 14  
2019-090 2019 5 31  
2019-073 2019 6 26

2019-095

2

2019 5 31  
6 14

2019-71 2019  
2019-090

1 2019 2 27

1 15.00 / 19.00 / 333 3333  
-666 6666 263 1578 -526 3157

2  
3  
4

2019 2 28

2019-014



2  
1  
0.73% 17.17 / 10.91 / 3,526,268 53,898,404.60

2  
0.73% 2019 8 2 17.17 / 13,365.72 3,526,268 10.91 / 53,898,404.60

3  
2019 8 5

2019-106

2019 5 30 < > 2019 6 25

2019 5 31 2019 6 25

1 2017  
2019 4 24 2017  
2017

100% 94,660.12  
2019 4 26 2017  
2019-040

2  
2019 4 24 “

” “ 20% ”  
36,552,941.02  
2019 4 26  
2019-039

2019 2 22

4.9 98% 0.1 5 2% 2018  
12 3 2018 2019 2 22

2019 2 22  
2019-006

2018

1  
2019 4 24 2018  
2018 61,485,249.97 (

---

) 2018 2018  
152,349,109.16 150,000,000.00  
2019 4 26 2018  
2019-057  
2  
2019 4 24 2018  
( ) 2018  
2018 208,022,148.12 90,000,000.00 2018  
2019 4 26 2018  
2019-058  
2019 6 5 2019  
2019 6 18 2019  
2019 6 6  
2019-087 2019-086



---

0.73%

17.17 /

10.91 /

3 526 268

53 898 404 60

2

	1,350		450	1,800		2019 6	2019 12 26
					25		
						2019 12 26	
						25%	
						6	

	34,296,529			34,296,529		2020
	27,000		67,498	94,498		2020
	103,460,240			103,460,240		2020
	409,035		136,345	545,380	2019 5 30 2019 12 1 25% 6	2019 12 1
	1,488,321			1,488,321		2020
	1,511,944			1,511,944		2020
	323,988			323,988		2020
	1,141,189		380,397	1,521,586	2019 5 30 2019 12 1 25% 6	2019 12 1
	142,659,596		584,690	143,244,286	--	--


		28.49%	137,946,987		103,460,240	34,486,747		
		9.44%	45,728,705		34,296,529	11,432,176		
		4.24%	20,519,254		20,519,254			

		20,519,254		20,519,254
		16,667,394		16,667,394
		15,550,000		15,550,000
215		12,629,499		12,629,499
LCF		12,000,000		12,000,000
		11,432,176		11,432,176
		7,747,657		7,747,657
156		6,747,560		6,747,560
		6,324,347		6,324,347
10 10	10			

---





---

--	--	--	--	--	--	--	--	--	--

			2019 05 30	
			2019 05 30	
			2019 06 14	
			2019 07 11	2019
			2019 06 18	2019
			2019 05 30	
			2019 05 30	
			2019 05 30	
			2019 06 18	
			2019 06 25	

---











---















---
















---









---



---


---


--	--

--	--



--	--









---

2.

3.

4.

			%	%
			96.32	96.32
			100.00	100.00
			100.00	100.00
			100.00	100.00
Nexgo, Inc.			100.00	100.00
			100.00	100.00

---

1

2

1

2

3

4

5

1

---

2

3

4

6

1

2

---



---

7

1

2

---

8

9

1.

2.



---

4.

5.

6.

---



---

2

3

4

5

16

17

18

1

2

---

19

20

21

22

1

2



---

- 
- 1.
  - 2
  - 3
  - 4

5.

23

24

1

---

2



3

25

1

2

26

1

2

---

3

4

27

28

29

30

1

1

2

---


2

1)

2 .

---

32

1

2


33

34

1

2

---

3

4

35

36

1

2

37

---

3

4

38



---

3

4

40

1

2

3

---

41 /

1

2

3

42

1























---

1


2


3


--	--	--

4

1







---



2


--	--	--

3




--	--

--	--	--	--	--	--

4

单位名称	是否为关联方	账面余额	占总额比例
...	否	45,344,000.00	0.51%
...	否	45,344,000.00	0.51%
6.93	否	45,344,000.00	0.51%
4.63	否		
4.20	否		
33.11	否		

5

6

6

--	--	--

7

1




---

2

--	--	--

--	--	--	--	--

3




---


---

--	--	--	--	--

9

1



2


---


**3**

**4**



**10**



**11**



**12**



---



13


14




--	--	--	--	--	--	--	--	--


---



--	--	--	--	--

2

3

17


18


--	--	--	--	--	--	--

2017 22 --- [2017] 7  
 23 --- [2017] 8 24 --- [2017] 9  
 37 --- [2017] 14 “ ”  
 2018 1 1  
 2019 1 1

---

“ ”

2019 1 1

1

”

“

”

2

“

”

“

”

3

2019

2018

19

• I(EP) Æ j Ô:



---


**2**

--	--	--	--	--	--

**3**

--	--	--	--	--

**4**

--	--

**5**

--	--	--


**6**


---


22



1




2



3



4



23

1

2



---


2

--	--	--

27

--	--	--	--	--

28

1






---

30

/

1



2



3

---

5

--	--	--	--

31


32

1


2

--	--	--	--	--

33

--	--	--



---

**1**


**2**

**1**

--	--	--

**3**

--	--

**38**

--	--	--

--	--	--

**39**

**1**


---




--	--

---


41


1


--	--	--

2


3

--	--	--

---


---

45

1


46

1

--	--	--

2

3

4


47

--	--	--

48






**1**




**2**



**49**

**1**



**2**



**50**









---


52

--	--	--

53


54

1

2


55

--	--	--	--	--

---


56


57


---


60


61


62






---

65



66



67



68

---


69

--	--

70

--	--	--

71

--	--

72

Á



|





---

2


77

78

1


2


---

**3**


**4**


**5**


**6**








---


2

83

84

1

--	--	--	--


2

85

1

1

--	--	--	--	--	--	--	--	--



---

--	--

3


3

4

5

6

1

1








---

4

5

2

1

2

--	--

3

1


2


3


---

4


5

6

--	--	--	--

7

8

4


5



---

6

1


2

3

4

5

6

7

8

9

1

--	--	--	--	--	--

---

2

3

--	--

4


5

1

--	--	--	--	--	--

--	--	--	--

2

/

/

--	--	--	--	--	--	--

---

--	--	--	--	--	--	--

**3**

--	--	--	--


**4**

--	--	--	--	--

--	--	--	--	--

**5**


---

**6**

--	--	--	--

**7**

--	--

--	--

2


3

4

2015  
2019 2 22

3

2015  
287,990

2015  
2019 3 4  
2019 020

2015  
2019 4 24

2018  
6% "

2018  
5.12%

2015  
2019 064

4,348,640

2015  
2019 5 23

2015

2015  
2019 2 22

2015  
2015  
4,348,640

2015  
287,990

2015  
2018 3 4

2015  
2018  
2015  
30% 2018

9,853.97  
6%

192,321.15  
2015

2015  
2019 5 23

2015  
2015

2015  
2015

2017  
 2019 2 22 6 2017  
 2017 2016 , 2017  
 312,288 2017 7,507,843  
 2019 3 4 2019-064 7,507,843 2018 3 1  
 2019 4 24 2017 2017  
 174 7,507,843 2017 13,434 /  
 2019 5 15 2020 5 14  
 2019 5 10 2017  
 2019-062  
 61.10% 2019 6 30 0.95%  
 61,609,775.82  
 2018  
 2019 4 24 2018  
 2018 2018  
 34 5,219,795 2018 14,833 /  
 2019 4 25 2018  
 “ 2018 2019 2017  
 20% “ 2017 2019 2017 20%  
 2019 5 11 2020 5 10  
 2019 5 10 2018  
 2019-061 2018  
 34 5,219,795  
 34 15% 2019 6 30 0.37%  
 26,439,176.11

5

1

2

1



2

3

1



2

3

4

1

1



2



---

2

3

1

2

4

5



6

1

2



3

4

7

2019 5 30 72% 72%

5% “ ” “ ”

“ ” 31% 20% 21%

72% 28%

8,000 100% 72% 5,760

72% 2019-069

2019 6 26 1,152



72%

2019-098

2019 5 30

3 3

2019

2019 5 31  
2019-070

8

2019 2 27

1			15.00 /	19.00 /	333.3333
-666.6666	263.1578	-526.3157			
2					
3					
4					

2019 2 28

2019-014

1		3,526,268		0.73%	17.17 /
	10.91 /	53,898,404.60			13,365.72
2		3,526,268			0.73%
17.17 /	10.91 /		53,898,404.60		
13,365.72					

2019 8 5

2019-106

2015  
2019 2 22

2015

		3		2015	
2015			2015		
287,990			2015		4,348,640
2019 3 4					
2019-020			287,990		2018 3 4

2019 4 24

2015

		2018		"	" 2 "
		2015	2018	2015	30% 2018
6% "					
2018			9,853.97		192,321.15
	5.12%		6%		2015

2015 2015 2015

4,348,640 2019 5 23

2015 2015

2019 064 2015

4,348,640 2019 5 23 2015

2017 2017

2019 2 22 2017

6 2017

2017 2016 ,

312,288 2017 7,507,843

2019 3 4 2019 064 7,507,843 2018 3 1

2019 4 24 2017

2017 2017

174 7,507,843 2017 13 434 /

2019 5 15 2020 5 14

2019 5 10 2017

2019 062

61.10% 2019 6 30 0.95%

61,609,775.82 2018

2019 4 24 2018

2018 2018

34 5,219,795 2018 14 833 /

2019 4 25 2018

" 2018 2019 2017

20% " 2017 2019 2017 20%

2019 5 11 2020 5 10

2019 5 10 2018

2019 061 2018

34 5,219,795 2018

34 15% 2019 6 30 0.37%

26,439,176.11

1

1 81.33%

---







2


--	--	--

3

--	--

--	--	--	--	--	--

4

单位名称	期末余额	占应收账款期末余额的比例(%)
第一名	5,397,606.68	30.62%
第二名	5,194,005.50	29.47%
第三名	1,564,931.05	8.88%
第四名	711,882.86	4.04%
第五名	528,696.56	3.00%
合计	13,397,122.65	76.01%

---

5

6

2


1

--	--	--

--	--	--	--	--

2

--	--	--

--	--	--





---


--	--	--

--	--

--	--	--	--	--	--


--	--	--	--	--

---

**3**



**1**





---


2


3

4


5


---

--	--	--

6

1


2


---

3

1

2

3

4

---