



()

1

2015

2

3

4

“ +”

“ +”

5

6

2015 6 10

5,000

5% 2016 6 22

[2016]551 2017 5 5

[2017]462

2017 5 11

7

8

2016

2017 3 22

2017

7 24

“ ”

[2017]1146

9

100%

2015

15%

.....	2
.....	7
.....	10
.....	12
.....	27
.....	37
.....	42
.....	43
.....	45
.....	50
.....	157

			300130
	Nexgo Inc.		
	Nexgo		

	17A	17A
	0755-83481391	0755-83481391
	0755-83890344	0755-83890344
	songjing@nexgo.com.cn	fangyuan@nexgo.com.cn

2016

	505,247,799.78	536,085,683.13	-5.75%
	31,108,697.22	34,353,389.04	-9.45%
	28,226,346.64	30,362,492.65	-7.04%
	-73,598,393.02	7,764,474.74	-1,047.89%
/	0.13	0.150	-13.33%
/	0.13	0.150	-13.33%
	2.09%	2.68%	-0.59%
	2,682,342,716.06	2,796,758,012.45	-4.09%
	1,512,664,363.14	1,455,175,355.33	3.95%

/	0.1296
---	--------

	-236,910.34	
	4,214,073.21	
	74,739.73	
	-1,145,492.96	
	23,948.57	
	110.49	
	2,882,350.58	--

1 —

1 —

1 —

POS

POS POS POS POS POS MPOS

POS

6.29% 505,247,799.78 5.75% 304,439,435.01

	13,442,500

1

+

—

IT

POS

2

3

4

5

A

6

12.84%

55

236

2

185

58

90

2017

POS N5

2017

505,247,799.78

31,108,697.22

1

POS

POS

POS

POS

2

3

4

1

2017

2 2017 6

2018 1 1

2017

5

2017

6

“ ” “ ”

	505,247,799.78	536,085,683.13	-5.75%	
	304,439,435.01	324,877,960.11	-6.29%	
	46,744,270.34	51,392,827.92	-9.05%	
	121,161,818.25	120,671,022.00	0.41%	
	12,380,519.08	11,793,918.72	4.97%	
	1,804,905.41	889,975.42	102.80%	
	64,860,242.47	62,913,944.00	3.09%	
	-73,598,393.02	7,764,474.74	-1,047.89%	
	-169,863,531.05	-581,740,706.38	70.80%	
	-65,365,203.25	447,269,616.93	-114.61%	
	-308,900,568.68	-126,715,212.32	-143.78%	

10%

	429,762,107.25	276,748,196.72	35.60%	-9.72%	-8.61%	-0.79%

	29,075,730.52	15,429,120.14	46.93%	-15.93%	-14.55%	-0.86%
	35,681,201.61	12,117,747.30	66.04%	100.00%	100.00%	100.00%
	9,656,556.20	0.00	100.00%	23.65%	-100.00%	28.1%
	1,072,204.20	144,370.85	86.54%			

	3					
	242,972,148.30	9.06%	199,474,860.47	7.94%	1.12%	
	508,766,122.08	18.97%	673,882,917.21	26.82%	-7.85%	
	394,329,017.10	14.70%	60X			

“ ”

	64,633.49
	3,364.66
	68,238.99
	0
	0

30	2016	4	20	40,000	39,640	2017	6
	0.5						

	()	(1)	(2)	(3) (2)/(1)					
1.		2,690	2,690	1,967.88	73.16%	2012	12	10	
2.		5,621	5,621	3,041.83	54.12%				1,054.62
3.		15,306	15,306	16,001.8					2

	<p style="text-align: center;">20% 4%</p> <p style="text-align: center;">2,860 2016 9 1 2016 12 28</p> <p style="text-align: center;">“ 2,360”</p>
	<p>1 2011 2011 3 21</p> <p>2011 4 1 1</p> <p>2012 8 27 2012</p> <p>“ ” 1</p> <p>2 2011 8 5</p> <p>“ ” ()</p> <p>1.35</p> <p>3 2011 10 24</p> <p>4,500</p> <p>2011 10 4,500</p> <p>4 2012 8 27 2012</p> <p>3,700</p> <p>2012 8 3,700</p> <p>5 2012 12 10</p> <p>20% 2,000</p> <p>20% 2013 1 5 2,000</p> <p>20% 80%</p> <p>“ ” 2016 6 27</p> <p>20%</p> <p>20%</p> <p>4% 20% 2,860 2016 9 1</p> <p>2016 6 27</p> <p>2,360</p> <p style="text-align: right;">2,360</p> <p style="text-align: right;">2016</p> <p style="text-align: right;">2017</p> <p>6 30 2,000</p>

	2 " 5,621 2013
	12 31 2010 6 " 2010 2
	" "2 "
	" " 2
	2015 1 26
	2015 1 26 " "
	3,123.16

		(1)		(2)	(3)=(2)/(1)				
1.		15,306		16,001.82	104.55%	2016 06 30	297.7		
	--	15,306	0	16,001.82	--	--	297.7	--	--
()	1 2012 3 31 2012 4 26 2011 " "								

	<p style="text-align: center;">“ ”</p> <p style="text-align: right;">” 15,306</p> <p style="text-align: center;">“ ”</p> <p style="text-align: center;">2,500 12,806</p> <p style="text-align: center;"> 1,475.71</p> <p style="text-align: center;">2</p> <p style="text-align: center;">2</p> <p style="text-align: right;">2012 8 27 2012</p> <p style="text-align: center;">” 1 “</p>
()	

--	--	--	--	--	--	--	--	--	--	--	--

10%

		POS	52,271. 8186	1,134,899,665.44	479,321,654.64	410,176,551.41	1,308,006.96	3,741,003.89
			5,000	29,973,882.18	28,173,033.56	20,525,940.22	18,178,058.56	18,178,058.56
			6,000	107,870,099.74	86,110,010.56	29,078,807.44	212,709.61	24,782.42
			6,000	48,030,901.13	42,550,278.85	2,743,699.70	-8,536,149.22	-8,636,149.22

		500	71,462,718.93	53,712,599.69	32,939,735.49	19,132,265.59	16,743,345.47	

2015

2

3

4

+

+

5

6

2015 6 10

5,000

5% 2016 6 22

[2016]551 2017 5 5

[2017] 462

2017 5 11

7

8

2016

2017 3 22

2017 7

24

2017 1146

9

100%

2015

15%



()			()	()	()		
	7.33			-	-		

2014

2015

2017

2014
1.2017 1 5
2017 1 5
2.2017 4 24
2014
2014
2014
2014
4,677,920
2014
136
131,200

2015

28

2015

1,960,000

4,220,000

3.2017 4 13

1,960,000

4.2017 4 17

2015

2015

422,000

3,798,000

5.2017 4 24

2015

422,000

2017 4 24

6.2017 6 6

2015

2015

239,477,540

2016

10 0.589987 ,

2017 6 1

2015

31.73 31.671

2015

	2017/1/5	2017-001
	2017/4/7	2017-026
	2017/4/7	2017-028
2015	2017/4/7	2017-027
2015	2017/4/7	
	2017/4/7	
	2017/4/7	
	2017/4/13	2017-031
	2017/4/18	2017-032
2015	2017/4/18	
2015	2017/4/18	2017-039
2015	2017/4/24	2017-054
	2017/6/6	2017-080
	2017/6/6	2017-081

	2017/6/6	
2015	2017/6/6	2017-083
	2017/6/6	
	2017/6/6	

2017	2017/4/24	
	2017/4/24	
2016	2017/5/9	2017-061
2016	2017/5/9	
	2017/5/9	
	2017/5/16	2017-067
2017	2017/5/16	2017-071
	2017/5/16	2017-068
2017	2017/5/16	
	2017/5/16	
	2017/5/16	
2017	2017/6/30	2017-087

	2017 04 18	220,000	2017 03 30	7,000		2017 03 30 2018 03 30		

	2017 04 18	220,000	2017 05 22	7,000		2017 5 22 2017 11 28		
	2017 04 18	220,000	2017 06 22	28,571		2017 6 22 2017 11 28		
	2017 04 18	220,000	2017 06 28	10,000		2017 06 28 2018 06 28		
	2016 04 20	40,000	2016 06 08	5,000		2016 6 8 2019 4 25		
	2016 03 07	6,000	2016 03 24	6,000		2016 3 24 2017 3 24		
	2016 03 07	40,000	2016 04 05	5,000		2016 4 5 2017 4 5		
	2016 03 07	40,000	2016 03 24	10,000		2016 3 24 2017 3 24		
	2016 04 20	40,000	2016 04 12	10,000		2016 4 12 2017 4 12		
	2016 04 20	40,000	2016 09 09	10,000		2016 9 9 2017 9 9		
B1			244,000		B2			52,571
B3			0		B4			52,571

A1+B1+C1		244,000		A2+B2+C2		52,571		
A3+B3+C3		0		A4+B4+C4		52,571		
A4+B4+C4				34.75%				
D				0				
E 70%				0				
F 50%				0				
D+E+F				0				

	75%					
		0	0			
“		”	100%			2017 5
15			1,360,000	2,172,900		2,000
		216,000	136,100			
	937,750		937,750			
2016 4 20		www.cninfo.com.cn		2014		
	2014				2016 5 9	2017 5
8		141	4,809,120	7.585	2016 6 14	
	2014				2016-073	
2014			2017 1 1			349,200
	2017 4 24	www.cninfo.com.cn		2014		
	2014				2017 5 9	2018 5
8		136	4,677,920	7.535	2017 5 5	
	2014				2017-057	
2014			2017 5 9			
4,042,260			4,391,460			
	2017 4 24					
	2017 5 5					
	136		4,677,920	7.535		
	2017 4 24					
	2017 5 5					
	136		4,677,920	7.535	2017 1 1	
2017 6 30	2014				4,391,460	
	239,872,740		0.003 /			
0.113 /						

	57,480,000	0	0	57,480,000		2018
	19,054,320	0	0	19,054,320		2018
	1,629,675	0	543,225	2,172,900		

			0	
8				
10				
	57,480,000	19,160,000		
	19,054,320	6,351,440		13,050,000
	0	11,400,000		5,900,000
	0	9,260,000		8,999,800
	0	9,146,500		
	0	2,574,346		
	2,172,900	0		
	0	2,145,654		


		19,160,000	19,160,000
		11,400,000	11,400,000
		9,260,000	9,260,000
		9,146,500	9,146,500
		6,351,440	6,351,440
		2,574,346	2,574,346
		2,145,654	2,145,654
		1,391,000	1,391,000
		970,400	970,400
		905,000	905,000
10 10 10			
4		0 970,400 5,000 900,000	970,400 905,000

10

10

10

10



		2,172,900	0	0	2,172,900	0	0	0
		2,000	0					

2016	16	112379	2016 04 15	2019 04 15	40,000	5.60%	
		2017 4 17		2016 4 15		2017	
		4 14	5.6 ()/		2017 4 7		2017-025 .
		2016					

			42 101				021-68800201

2 2 0 0 2 0 2 0 2 0 7

984Tf 45 [Cth •\$À Ö- 9L€ 6 i Ã f ÊLi/R Ê C ?
450 i' 4 i Ä V 24 m BT 0.06 D/R 3 1 27/R 2 T

134,000

20,520

2

2017 06 30

	274,295,333.47	576,199,962.02
	74,739.73	
	84,176,373.00	13,739,046.00
	342,750,907.23	276,804,932.95
	12,874,261.05	7,601,070.22
	777,502.37	433,364.32
	18,071,527.90	41,379,188.48
	242,972,148.30	160,305,351.77

	39,619,169.44	20,115,055.42
	1,015,611,962.49	1,096,577,971.18
	50,240,000.00	50,240,000.00
	508,766,122.08	525,931,836.09
	394,329,017.10	402,718,815.18
	63,311,199.70	68,893,899.69
	609,206,176.32	609,206,176.32
	7,234,852.31	8,256,061.95
	33,643,386.06	34,108,402.04
		824,850.00
	1,666,730,753.57	1,700,180,041.27
	2,682,342,716.06	2,796,758,012.45
	744,983.55	17,179,084.73
	159,895,747.90	106,689,862.32

	180,758,507.83	134,052,156.18
	13,164,067.93	24,525,312.58
	4,276,466.32	34,508,849.66
	6,441,136.34	19,167,347.26
	4,977,777.83	16,177,777.81
	269,719,304.20	452,219,715.36
	20,000,000.00	20,000,000.00
	659,977,991.90	824,520,105.90
	60,000,000.00	70,000,000.00
	397,725,682.52	397,154,334.33
	24,262,826.03	21,780,287.15
	5,915,658.22	6,982,456.05
	487,904,166.77	495,917,077.53
	1,147,882,158.67	1,320,437,183.43
	239,477,540.00	235,434,080.00


	704,042,530.26	667,676,162.93
	-20,558.63	-119,750.39
	25,650,332.28	25,650,332.28
	543,514,519.23	526,534,530.51
	1,512,664,363.14	1,455,175,355.33
	21,796,194.25	21,145,473.69
	1,534,460,557.39	1,476,320,829.02
	2,682,342,716.06	2,796,758,012.45

	60,606,294.25	176,599,206.68
		4,681,069.00
	99,422,169.01	110,402,681.80
	2,720,774.91	998,430.00

	50,000,000.00	50,000,000.00
	9,755,553.08	6,720,595.75
	2,355,061,311.43	2,365,747,142.15
	22,239,783.70	21,761,591.70
	3,738,962.18	2,053,309.88
	2,600,788.25	3,149,397.17
		824,850.00
	2,443,396,398.64	2,450,256,886.65
	2,641,697,805.25	2,794,951,426.77
	138,033,101.11	224,132,402.38
	4,364,608.22	9,751,509.25
		8,740,671.18
		1,629,481.88

	20,000,000.00	20,000,000.00
	1,024,729,129.36	1,217,076,525.34
	60,000,000.00	70,000,000.00
	397,725,682.52	397,154,334.33
	18,044,475.06	20,455,287.15
	475,770,157.58	487,609,621.48
	1,500,499,286.94	1,704,686,146.82
	239,477,540.00	235,434,080.00
	702,737,635.85	666,371,268.52
	282,596.85	282,596.85
	25,650,332.28	25,650,332.28
	173,050,413.33	162,527,002.30
	1,141,198,518.31	1,090,265,279.95
	2,641,697,805.25	2,794,951,426.77

--	--	--





1,804,905.41

889,975.42

	61,132,719.80	199,298,608.22
	44,983,834.72	138,541,826.14
	48,765.50	901,058.02
	1,202,184.65	4,002,913.78
	27,655,715.64	31,008,380.10
	13,863,749.38	10,149,658.75
	967,175.98	6,792,513.74
“ ”		
“ ”	47,276,785.99	-1,817,559.95
	-3,723,214.01	-1,827,916.11
	3,884,039.71	
“ ”	23,572,119.63	6,084,697.74
	1,079,999.90	9,588,091.21
		29,800.00
“ ”	24,652,119.53	15,642,988.95
“ ”	24,652,119.53	15,642,988.95
1.		
2.		

1.		
2.		
3.		
4.		
5.		
6.		
	24,652,119.53	15,642,988.95

	439,311,748.63	487,922,354.61

	16,791,629.65	17,060,125.28
	13,481,762.86	8,099,148.86
	469,585,141.14	513,081,628.75
	298,501,041.89	293,752,821.75
	133,413,431.01	117,687,217.84
	45,002,672.60	41,202,431.63
	66,266,388.66	52,674,682.79
	543,183,534.16	505,317,154.01
	-73,598,393.02	7,764,474.74

		372,000,000.00
		400,000,000.00
	800,000.00	246,858.47
	31,267,471.10	772,246,858.47
	26,411,726.00	198,100,543.06
	39,732,643.59	20,439,667.12
	30,488,304.76	106,437,031.36
	96,632,674.35	324,977,241.54
	-65,365,203.25	447,269,616.93
	-73,441.36	-8,597.61
	-308,900,568.68	-126,715,212.32
	538,633,929.22	388,823,193.17
	229,733,360.54	262,107,980.85

	82,983,336.88	274,927,939.53
	3,246.37	7,330,091.20
	208,655,463.17	657,943,130.94
	291,642,046.42	940,201,161.67
	121,738,071.12	302,491,675.94
	35,979,022.42	62,218,783.13
	100,251.65	11,855,775.97
	143,484,089.75	436,487,968.11
	301,301,434.94	813,054,203.15
	-9,659,388.52	127,146,958.52

	20,000,000.00	
	51,442,500.00	

	235,43 4,080. 00				667,676 ,162.93		- 119,750 .39		25,650, 332.28		526,534 ,530.51	21,145, 473.69	1,476,3 20,829. 02
	235,43 4,080. 00				667,676 ,162.93		- 119,750 .39		25,650, 332.28		526,534 ,530.51	21,145, 473.69	1,476,3 20,829. 02
“ ”	4,043, 460.00				36,366, 367.33		99,191. 76				16,979, 988.72	650,720 .56	58,139, 728.37
							99,191. 76				31,108, 697.22	639,698 .52	31,847, 587.50
	4,043, 460.00				36,366, 367.33							11,022. 04	40,420, 849.37
1	4,043, 460.00				59,778, 104.40								63,821, 564.40
2													
3					9,942,3 56.23							11,022. 04	9,953,3 78.27
4					- 33,354, 093.30								- 33,354, 093.30

											-	-
											14,128, 708.50	14,128, 708.50
1												
2												
3											-	-
											14,128, 708.50	14,128, 708.50
4												

1													
2													
3													
4													
1													
2													
	235,434,080.00				667,676,162.93		-119,750.39		25,650,332.28		526,534,530.51	21,145,473.69	1,476,320,829.02

	235,434,080.00				666,371,268.52		282,596.85		25,650,332.28		162,527,002.30		1,090,265,279.95
	235,434,080.00				666,371,268.52		282,596.85		25,650,332.28		162,527,002.30		1,090,265,279.95
“ ”	4,043,460.00				36,366,367.33						10,523,411.03		50,933,238.36

	0.00				7.33					7.33
1	4,043,46 0.00				59,778,10 4.40					63,821,56 4.40
2										
3					9,942,356 .23					9,942,356 .23
4					- 33,354,09 3.30					- 33,354,09 3.30
									- 14,128, 708.50	- 14,128,70 8.50
1										
2									- 14,128, 708.50	- 14,128,70 8.50
3										
1										
2										
3										
4										
1										
2										
	239,477, 540.00				702,737,6 35.85	282,596.8 5		25,650,33 2.28	173,050 ,413.33	1,141,198 ,518.31

--	--	--	--	--	--	--	--	--	--	--

	231,021, 360.00				600,331,5 42.63		0.00		24,685,76 4.62	165,396 ,961.33	1,021,435 ,628.58
	231,021, 360.00				600,331,5 42.63				24,685,76 4.62	165,396 ,961.33	1,021,435 ,628.58
“ ”	4,412,72 0.00				66,039,72 5.89		282,596.8 5		964,567.6 6	- 2,869,9 59.03	68,829,65 1.37
							282,596.8 5			9,645,6 76.63	9,928,273 .48
	4,412,72 0.00				66,039,72 5.89						70,452,44 5.89
1	4,412,72 0.00				62,342,90 1.07						66,755,62 1.07
2											
3					37,202,60 0.69						37,202,60 0.69
4					- 33,505,77 5.87						- 33,505,77 5.87
									964,567.6 6	- 12,515, 635.66	- 11,551,06 8.00
1									964,567.6 6	- 964,567 .66	-
2										- 11,551, 068.00	- 11,551,06 8.00
3											

1											
2											
3											
4											
1											
2											
	235,434, 080.00				666,371,2 68.52		282,596.8 5		25,650,33 2.28	162,527 ,002.30	1,090,265 ,279.95

		60	1.500%
		40	1.000%
		40	1.000%
		60	1.500%
		50	1.250%
		35	0.875%
		60	1.500%
		50	1.250%
		4,000	100.000%

2008 4 8

2008 3

2008 4 8

2008 3 31

59,860,459.32

4,000.00

1:1

4,000

4,000.00

[2008]35

2008 4 25

440301103074776

2008 7

2008

750.00

4,750.00

()

()

11

5,002.50

750.00

4,252.50

4,750.00

[2008]74

2008 7 18

2009 6 5

()

1.684%

2009 6 22

2009 6 22

()

2.105%

2009 6 22

2009 7 15

(“ ”)

(£

	705	14.8421%
	705	14.8421%
	160	3.3684%
	100	2.1053%
	80	1.6842%
	60	1.2632%
	60	1.2632%
	60	1.2632%
	50	1.0526%
	50	1.0526%
	50	1.0526%
	50	1.0526%
	50	1.0526%
	50	1.0526%
	50	1.0526%
	50	1.0526%
	50	1.0526%
	40	0.8421%
	40	0.8421%
	40	0.8421%
	40	0.8421%
	40	0.8421%
	35	0.7368%
	30	0.6316%
	20	0.4211%
	20	0.4211%
	20	0.4211%
	20	0.4211%
	20	0.4211%
	10	0.2105%
	4,750	100.0000%

[2010]1292

2010 10 8	(A)	1,600	1.00	43.33
2010 10 13		69,328.00	46,945,065.67	646,334,934.33
	“		[2010]124 ”	
2011 4 21		6,350	10 2	(
)	10 8	5,080.00	11,430	
2015 4 30		11,430	10	0.50
()	10 10		22,860	
2015 6 19			145	
		2,421,360	231,021,360	
2016 4 18			141	

2016 12 31

4,459,920

235,481,280

2016 4 29

914403007311028524

()

17A

()

()

POS

()

(POS)

(POS)

()

,

11

()

2017 8 25

11

			%	%
			100	100
			96.32	96.32
			100	100
			100	100
			100	100
ExaDigm, Inc			100	100
			100	100
			100	100
			100	100
			100	100
			60	60

3

1.

“ ”

15 —

2014

12

“ ”

15 —

2014

1 1 12 31

1 1 12 31

- 1)
- 2)
- 3)
- 4)
- 2.

3.

4.

1.

2.

(1)

(2)

1

2

A.

B.

C.

D.

(3)

(4)

1.

1

2

3

2.

1

2

3

4

5

8 —

8 —

1.

2.

“ ”

1.

2.

(1)

1

2

3

1

2

3

4

(2)

(3)

1

()

2

3

(4)

1

2

4.

5.

6.

(1)

(2)

(3)

(4)

(5)

(6)

(7)

(8)

1

50% 50%

20% 20%

50%

1	1	5.00%
1	2	20.00%
2	3	50.00%
3		100.00%
3	4	100.00%
4	5	100.00%
5		100.00%

		0.00%
		0.00%

1

2

3

4

5

1

2

3

1.

1

2

2.

1

2

1
2

1

2

		40	5%	2.375%
		5	5%	19.00%
		5	5%	19.00%
POS		5	5%	19.00%

2.

3.

3

4.

1

2

1

	50	
	5	

2

1

2

1

2

3

4

5

1

1

2

	5
	3-5
	10
	5
	5

1.

2.

1.

2.

2

3

4

5

1

6

3.

4.

5.

1.

2.

1

2

3.

1

2

3

4

1

2

1.

2.

1

1.

2.

1

()

1.

1

2

2.

1

2

3

1

2

1

2

<p style="text-align: center;">5 16 — 2017 6 12 2017 1 1</p>		

16 —

2017 15

“ ”

“ ”

“ ”2017

25,152,073.54

“ ”2017

25,152,073.54

2017

16 —

2017 15

“ ”2017

800,000

“ ”2017

800,000

2017

		17% 6%
		5% 7%



2015 10 28

,

GF201543000485 2017

15%

2017 15%

	3,474.58	9,702.47
	229,729,885.96	538,624,226.75
	44,561,972.93	37,566,032.80
	274,295,333.47	576,199,962.02

	74,739.73	
	74,739.73	
	74,739.73	

	4,769,688.00	4,000,000.00
	84,176,373.00	13,739,046.00

--	--

	245.60		38.37		07.23	,853.59		0.64		2.95
	376,402,245.60	100.00%	33,651,338.37	8.94%	342,750,907.23	306,253,853.59	100.00%	29,448,920.64	9.62%	276,804,932.95

1			
1	322,870,207.02	16,143,529.48	5.00%
1 2	40,752,285.42	8,150,457.09	20.00%
2 3	6,844,802.73	3,422,401.37	50.00%
3	5,934,950.43	5,934,950.43	100.00%
	376,402,245.60	33,651,338.37	8.94%

7,843,522.15

866,274.42

--	--	--

	2,774,830.00

--	--	--	--	--	--

		2,774,830.00			
	--	2,774,830.00	--	--	--

		51,343,803.00	1	13.64%
		6,391,734.00	1-2	1.70%
		189,980.30	2-3	0.05%
		36,704,108.00	1	9.75%
		533,760.00	1-2	0.14%
		36,159,849.00	1	9.61%
		31,979,122.00	1	8.50%
		30,643,370.00	1	8.14%
		193,945,726.30		51.53%

1	11,727,662.89	91.09%	7,323,784.72	96.35%
1 2	841,046.73	6.53%	202,285.50	2.66%
2 3	305,551.43	2.37%		
3			75,000.00	0.99%
	12,874,261.05	--	7,601,070.22	--

		2,000,000.00	1		15.53%
		1,479,208.80	1		11.49%
		966,354.70	1		7.51%
		606,601.98	1		4.71%
		574,638.18	1		4.46%
		5,626,803.66			43.71%

	777,502.37	433,364.32
	777,502.37	433,364.32

--	--	--	--	--

()		
-----	--	--

()				
-----	--	--	--	--

	1,000,000.00	
	375,000.00	
	1,375,000.00	--

--	--

--	--	--	--	--	--

	8,600,000.00	28,600,000.00

		500,000.00	3	2.17%	500,000.00
		481,867.26	2-3	2.09%	240,933.63
	--	12,678,347.26	--	55.04%	2,647,281.63

--	--	--	--	--

	64,281,355.31	826,183.43	63,455,171.88	30,976,151.35	833,800.93	30,142,350.42
	8,888,372.31		8,888,372.31	3,706,404.06		3,706,404.06
	36,526,829.22	1,980,345.24	34,546,483.98	20,107,907.05	1,980,345.24	18,127,561.81
	18,495,039.96		18,495,039.96	11,123,220.41		11,123,220.41
	82,245,718.90	3,645,036.52	78,600,682.38	62,617,444.09	3,646,662.52	58,970,781.57
	39,602,622.92	616,225.13	38,986,397.79	38,851,258.63	616,225.13	38,235,033.50
	250,039,938.62	7,067,790.32	242,972,148.30	167,382,385.59	7,077,033.82	160,305,351.77

	833,800.93			7,617.50		826,183.43
	1,980,345.24					1,980,345.24
	3,646,662.52			1,626.00		3,645,036.52
	616,225.13					616,225.13
	7,077,033.82			9,243.50		7,067,790.32

--	--

--	--	--	--	--

--	--	--

	871,087.20	871,087.20

	18,748,082.24	19,098,353.98
		145,614.24
	20,000,000.00	
	39,619,169.44	20,115,055.42





				-							
	7,884,722			2,396,813						5,487,908	34,198,56
	.19			.63						.56	4.91
	518,047,1			-			13,442,50			503,278,2	
	13.90			1,326,400			0.00			13.52	
	525,931,8			-			13,442,50			508,766,1	34,198,56
	36.09			3,723,214			0.00			22.08	4.91
	525,931,8			-			13,442,50			508,766,1	34,198,56
	36.09			3,723,214			0.00			22.08	4.91

--	--	--	--	--	--	--	--	--	--	--	--

				POS		
	388,804,536.60	2,647,527.18	6,725,486.28	6,359,187.81	28,718,266.14	433,255,004.01
1.	388,804,536.60	2,647,527.18	6,725,486.28	6,359,187.81	28,718,266.14	433,255,004.01
2.			24,448.81	378,621.99	1,928,755.67	2,331,826.47
1			24,448.81		1,928,755.67	1,953,204.48
2						
3						
(4)				378,621.99		378,621.99
3.	100,350.80			4,225,681.52	17,557.88	4,343,590.20
1				643,553.96	17,557.88	661,111.84
2	100,350.80			3,582,127.56		3,682,478.36
4.	388,704,185.80	2,647,527.18	6,749,935.09	2,512,128.28	30,629,463.93	431,243,240.28
	9,619,019.98	1,995,568.42	5,879,265.14	2,328,487.62	17,091,882.02	36,914,223.18
1.	4,982,735.69	1,841,576.08	5,676,483.52	1,705,311.62	16,330,081.92	30,536,188.83
2.	4,636,284.29	153,992.34	202,781.62	623,176.00	2,064,457.39	7,680,691.64
1	4,636,284.29	153,992.34	202,781.62	623,176.00	2,064,457.39	7,680,691.64
3.				1,285,977.18	16,680.11	1,302,657.29
1				407,521.39	16,680.11	424,201.50
2				878,455.79		878,455.79
4.	9,619,019.98	1,995,568.42	5,879,265.14	1,042,510.44	18,377,859.20	36,914,223.18

1.						
2.						
1						
3.						
1						
4.						
1.	379,085,165.82	651,958.76	870,669.95	1,469,617.84	12,251,604.73	394,329,017.10
2.	383,821,800.91	805,951.10	1,049,002.76	4,653,876.19	12,388,184.22	402,718,815.18

--	--	--	--	--	--

--	--	--	--	--

--	--

	17,434,078.05	

--	--	--	--	--	--	--	--	--	--	--	--	--


--	--	--	--	--	--	--	--	--

--	--	--	--	--	--	--	--	--

--	--	--	--	--	--	--	--	--

1.	20,564,938.80	44,943,157.89		28,142,258.25	30,557.36	93,680,912.30
2.				2,600,528.75		2,600,528.75
1				2,600,528.75		2,600,528.75
2						

1						



	102,206.14	110,772.42	39,605.85		173,372.71
	8,256,061.95	691,147.53	1,712,357.17		7,234,852.31

	36,993,059.55	6,899,820.21	34,731,871.40	7,364,836.19
	69,704,529.94	17,303,145.52	69,212,582.07	17,303,145.52
	37,761,681.33	9,440,420.33	37,761,681.33	9,440,420.33
	144,459,270.82	33,643,386.06	141,706,134.80	34,108,402.04

	39,437,721.47	5,915,658.22	46,549,075.06	6,982,456.05
	39,437,721.47	5,915,658.22	46,549,075.06	6,982,456.05

		33,643,386.06		34,108,402.04
		5,915,658.22		6,982,456.05

		42,889,856.46	41,832,650.64

	9,953,378.20	20,708,494.05
	18,044,475.06	20,464,737.30
	70,887,709.72	83,005,881.99

--	--	--	--

		824,850.00
		824,850.00

		16,000,000.00
	744,983.55	1,179,084.73
	744,983.55	17,179,084.73

--	--	--	--

--	--	--

	30,116,742.76	1,325,908.33
	129,779,005.14	105,363,953.99
	159,895,747.90	106,689,862.32

	175,536,087.92	118,751,202.94
	5,222,419.91	15,300,953.24
	180,758,507.83	134,052,156.18

--	--	--

	12,635,188.74	24,370,796.68
	528,879.19	152,715.90



	34,343,849.66	99,656,527.92	129,839,911.27	4,160,466.32
--	---------------	---------------	----------------	--------------

1	154,000.00	3,274,315.06	3,316,315.06	112,000.00
2	11,000.00	162,039.86	169,039.86	4,000.00
	165,000.00	3,436,354.92	3,485,354.92	116,000.00

	3,215,218.89	5,625,004.03
	684,246.51	9,423,739.14
	962,266.18	2,358,944.01
	300,787.63	361,638.58
	174,578.98	258,972.73
	1,104,038.15	1,139,048.77
	6,441,136.34	19,167,347.26

	4,977,777.83	16,177,777.81
	4,977,777.83	16,177,777.81

--	--	--

--	--	--

1

	250,000,000.00	400,000,000.00
	16,446,820.76	50,043,765.53
	3,272,483.44	2,175,949.83
	269,719,304.20	452,219,715.36

--	--	--

--	--	--

	20,000,000.00	20,000,000.00
	20,000,000.00	20,000,000.00

--	--	--

--	--	--	--	--	--	--	--	--	--	--	--	--

								60,000,000.00				70,000,000.00
								60,000,000.00				70,000,000.00

								397,725,682.52				397,154,334.33
								397,725,682.52				397,154,334.33

16	400,000,0	2016	4		396,400,0	397,154,3			571,348.1			397,725.6
112379	00.00	15	3		00.00	34.33			9			82.52



	5,210,166.67			1,211,666.68	3,998,499.99	
	0.00	4,405,077.00		110,126.88	4,294,950.12	
	0.00	750,000.00		1,599.15	748,400.85	
	0.00	800,000.00		800,000.00	0.00	
-	0.00	1,000,000.00	1,000,000.00	0.00	0.00	
2016	0.00	80,000.00	80,000.00	0.00	0.00	
2017	0.00	1,570,000.00	0.00	1,570,000.00	0.00	
	0.00	4,230,000.00	0.00	4,230,000.00	0.00	
2017	0.00	3,000,000.00	3,000,000.00	0.00	0.00	
	0.00	22,860.00	22,860.00		0.00	
	0.00	100,000.00	100,000.00		0.00	
	0.00	11,213.21	11,213.21		0.00	
	20,464,737.30	15,969,150.21	4,214,073.21	9,172,519.38	23,047,294.92	--

--	--	--

		+ -					
	235,434,080.00	4,043,460.00				4,043,460.00	239,477,540.00

1

2 2017 06 30

239,872,740

395,200

	622,155,850.32	59,778,104.40		681,933,954.72



	526,534,530.51	400,028,473.46
	31,108,697.22	34,353,389.04
	14,128,708.50	11,551,068.00
	543,514,519.23	422,830,794.50

- 1)
- 2)
- 3)
- 4)
- 5)

	504,775,296.79	304,295,064.16	536,040,319.38	324,877,960.11
	472,502.99	144,370.85	45,363.75	
	505,247,799.78	304,439,435.01	536,085,683.13	324,877,960.11

	2,079,028.90	2,124,900.85
	1,168,186.60	1,548,622.66
	1,651,429.43	
	2,915.16	
	301,623.67	
	5,203,183.76	3,673,523.51

2016 12 3

2016 22

“ ” “

”

“ ” “ ”

	17,646,732.10	17,183,003.94
	948,506.60	3,093,934.68
	3,008,144.90	2,933,472.85
	6,432,353.49	5,162,629.34
	7,801,153.27	5,971,998.19

	-1,833,439.12	-1,675,980.07
	180,989.28	344,132.56
	-142,437.37	39,254.59
	14,175,406.29	13,086,511.64
	12,380,519.08	11,793,918.72

	6,102,467.47	7,882,455.85
	-1,626.01	
	6,100,841.46	7,882,455.85

	74,739.73	
	74,739.73	

	-3,723,214.01	-1,827,916.11
		453,710.96
	-3,723,214.01	-1,374,205.15

	16,779,554.17	
G	216,368.63	
POS	582,758.04	
PCP4.0	300,000.00	
	1,211,666.68	
2017	1,570,000.00	
	4,230,000.00	
S-POS	150,000.00	
	110,126.88	
	1,599.14	
	25,152,073.54	

	4,214,073.21	4,562,000.00	4,214,073.21
		17,130,770.16	
	-711,180.75	13,801.35	-719,329.23
	3,502,891.46	21,706,571.51	3,508,991.46

									/
--	--	--	--	--	--	--	--	--	---

	236,910.34	265,169.01	236,910.34
	236,910.34	265,169.01	236,910.34
	100,140.41	163,230.18	100,140.41
	333,870.70		333,870.70
	670,921.45	428,399.19	670,921.45

	1,454,939.46	694,169.90
	349,965.95	195,805.52
	1,804,905.41	889,975.42

	33,553,301.15
/	8,388,325.29
	-7,582,482.17
	999,062.29
	1,804,905.41

	1,373,945.28	1,435,132.09
	9,880,000.00	920,000.00
	2,227,817.58	5,744,016.77
	13,481,762.86	8,099,148.86

	65,496,476.40	35,697,927.41
	769,912.26	16,976,755.38
	66,266,388.66	52,674,682.79

	5,155,077.00	7,270,000.00
		106,575,089.05
	5,155,077.00	113,845,089.05

		50,000,000.00
	20,000,000.00	
	20,000,000.00	50,000,000.00

--	--	--


		246,858.47
	800,000.00	
	800,000.00	246,858.47




	28,088,304.76	100,117,031.36
	2,400,000.00	2,720,000.00
		3,600,000.00
	30,488,304.76	106,437,031.36

1	--	--
	31,748,395.74	34,807,966.77
	6,100,841.46	7,882,455.85
	6,561,226.31	5,254,897.20
	885,541.43	886,713.84
	1,642,131.13	1,309,295.36
“ ”	236,910.34	265,169.01
“ ”	-74,739.73	
“ ”	14,705,499.75	8,534,130.85
“ ”	-47,276,785.99	1,374,205.15
“ ”	465,015.98	1,138,172.73
“ ”	-1,066,797.83	-942,367.20

“ ”	-78,036,976.42	-2,690,944.55
“ ”	-54,436,636.76	-984,761,736.87







				100.00%		
				96.32%		
				100.00%		
			POS	100.00%		
				100.00%		
ExaDigm,Inc			POS	100.00%		
					100.00%	
				100.00%		
					60.00%	

					100.00%	
					100.00%	

	3.68%	639,698.52	0.00	21,796,194.25

	236,004,	380,066,	616,070,	17,370,3	5,043,35	22,413,7	245,705,	384,808,	630,513,	54,558,5	0.00	54,558,5
	412.49	555.86	968.35	50.84	0.97	01.81	219.28	727.45	946.73	44.91		44.91

--	--	--




	/	/

	/	/
	--	--
	--	--
	--	--
	508,766,122.08	525,931,836.09
	--	--
--	-3,723,214.01	-1,827,916.11
--	0.00	
--	-3,723,214.01	-1,827,916.11

--	--	--	--

				/

	--	--	--	--



	5%
--	----

/

--	--	--	--	--	--

/

--	--	--	--

/

/	/	/	/	/	/	/
---	---	---	---	---	---	---

/

/

/	/	/	/	/	/	/
---	---	---	---	---	---	---

/

--	--	--	--

		531,960.00	531,960.00

--	--	--	--	--

--	--	--	--	--

--	--	--	--

--	--	--

		0.00	0.00	7,500,000.00	375,000.00

1. 2014

2017 1 5

2017 6 6

2014

7.535

7.476

2016

2014
2017 6 1

2. 2015

2017 4 7

2015

2015
28
4,220,000

2017 4 13

28

2017 4 17

2015

422,000

3,798,000

2017 4 24

2015

422,000

2017 6 6

2016

2017 6 1
2015

2015

2015

31.73

31.671

3. 2017

2017 4 24

<

2017

>

<

2017

>

2017

2017 5 9

2016

2017

2017

2017

2017 5 15

222

1,000

18.85

24.75

2017

2017 6 30

2017

2017

JLC3

036247

4

“ ”

2015

()

“ ”

2017 6 30

1


1,364,000.00

2017 01

	2,500	2,500		
	50,000			
	100%			

--	--	--	--	--

--	--	--	--	--



2016 3 29

3,000.00

15,000.00

20.00%

735.00

3,000.00

4.90%

(

)

	104,600,932.58	100.00%	5,178,763.57	4.95%	99,422,169.01	113,366,412.95	100.00%	2,963,731.15	2.61%	110,402,681.80
	104,600,932.58		5,178,763.57		99,422,169.01	113,366,412.95	100.00%	2,963,731.15	2.61%	110,402,681.80

1			
1	65,677,248.02	3,283,862.40	5.00%
1 2	9,474,505.85	1,894,901.17	20.00%
	75,151,753.87	5,178,763.57	6.89%

29,449,178.71

0

2,215,032.42

0.00

	67.40		8.49		8.91	294.42		.93		49
	18,316,967.40		3,136,528.49		15,180,438.91	47,046,294.42	100.00%	4,384,384.93	9.32%	42,661,909.49

1			
1	10,160,257.15	508,012.86	5.00%
1 2	1,818,402.72	363,680.54	20.00%
2 3	106,372.18	53,186.09	50.00%
3	2,211,649.00	2,211,649.00	100.00%
	14,296,681.05	3,136,528.49	21.94%

4,020,286.35

0

329,087.80

1,576,944.24

	1,000,000.00	
	375,000.00	
	1,375,000.00	--

--	--



	1,846,295,189.35		1,846,295,189.35	1,839,815,306.06		1,839,815,306.06
	542,964,686.99	34,198,564.91	508,766,122.08	560,130,401.00	34,198,564.91	525,931,836.09
	2,389,259,876.34	34,198,564.91				

	42,083,28 7.10			- 2,396,813 .63						39,686,47 3.47	34,198,56 4.91
	518,047,1 13.90			- 1,326,400 .38			13,442,50 0.00			503,278,2 13.52	
	560,130,4 01.00			- 3,723,214 .01			13,442,50 0.00			542,964,6 86.99	34,198,56 4.91
	560,130,4 01.00			- 3,723,214 .01			13,442,50 0.00			542,964,6 86.99	34,198,56 4.91



