



2016

2016-087

2016 07

()

.....	2
.....	6
.....	10
.....	29
.....	45

		2016

			300130
			Shenzhen Xinguodu Technology CO.,LTD
			XGD
			17A
			518040
			17A
			518040
			www.xinguodu.com
			xgd-zqb@xinguodu.com

	17A	17A
	0755-83481391	0755-83481391
	0755-83890344	0755-83890344
	liyanfang@xinguodu.com	fangyuan@xinguodu.com

	www.cninfo.com.cn

	536,085,683.13	343,317,374.79	56.15%
	34,353,389.04	35,199,396.82	-2.40%
	30,362,492.65	31,848,938.56	-4.67%
	7,764,474.74	-2,649,691.73	393.03%
/	0.0336	-0.0116	389.66%
/	0.150	0.160	-6.25%
/	0.150	0.160	-6.25%
	2.68%	3.07%	-0.39%
	2.38%	2.77%	-0.39%
	2,513,076,910.98	1,822,478,469.09	37.89%
	1,307,823,052.63	1,262,354,409.92	3.60%
/	5.661	5.149	9.94%

	-265,169.01	
	4,562,000.00	
	453,710.96	
	-149,428.83	
	594,663.40	
	15,553.33	

	3,990,896.39	--
--	--------------	----

1 —

1 —

1 —

1

2

1

2015

2

3

4

“ +” “ +”

5

6

2015 6 10

5,000

5% 2016 6 22

[2016]551

7

8

9

2016

2016

10

100%

2015

15%

4

5

5

5

5

6

	Dana Dana Danale APP	-11,857,233.37
		15,255,950.14

7

6,291.39 28.91%

8

9

1
2016

2015

2016 6 8

2016

1)

267.97 888.28 32.42% 7.10%

2)

				56.58		13.18%		3.96%
	52.08	14.72%		3.95%				4.50
1.98%	4.12%		4.15		0.30			
					3			
				1 700.90	POS		2 354.70	ATM
88.98		30.90	72.60	2.31	ATM		6 359	8.19%
POS		240		21.05%				
				246.36		192.30		26.14
20.82	44.99	18.73		79.14	13.39		96.09	
139.36				39.00%	72.47%		8.45	7.39
			45.51	11.42				57.51%
85.28%	48.35%	0.17				9829.51		9.74%
	2398.64	1.22%		1692.25		15.90%		
	POS							

3

POS		ATM		ATM		POS		ATM	
793.97	3.18	104.43	657.84	46.60%	9.11%	303.22	0.54	308.08%	
31.05%		9.31%	10.70%	56.15	52.13	105.89%	104.03%		
		294.07	18.58	9.01	8.11				
54.15%	37.20%	1 024.19	921.49			55.43	284.26		
		45.25%	9.48%	6091.67	31237.14				
16.07%	42.89%	5 914.11	1682.96	53.82	15.31				
			100%						

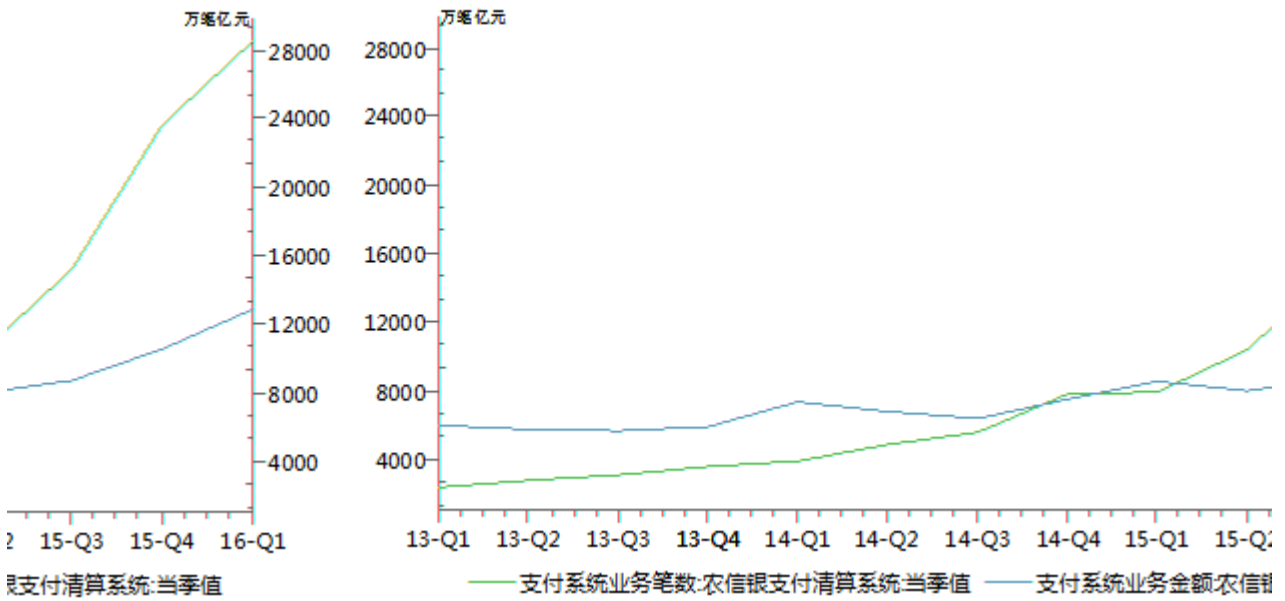
2016 3

POS

4

260.03%	50.36%	313.58	142.20	28536.04	12940.39
---------	--------	--------	--------	----------	----------

2013年-2016年1季度支付清算系统业务情况



wind

5

67.80

9.55

4135.67

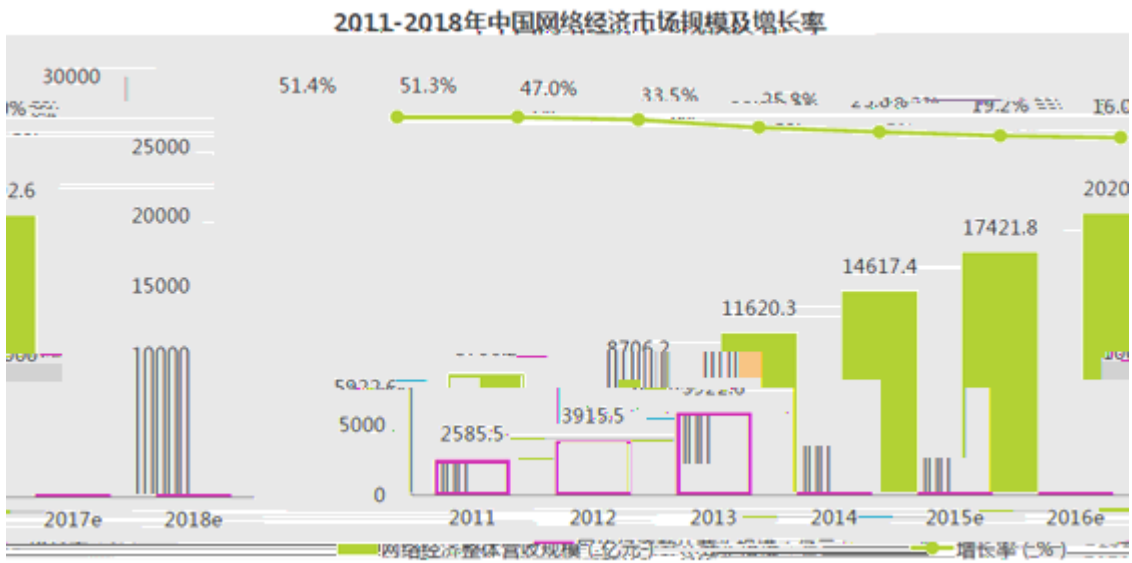
0.16

2015

2
1

“ + ”

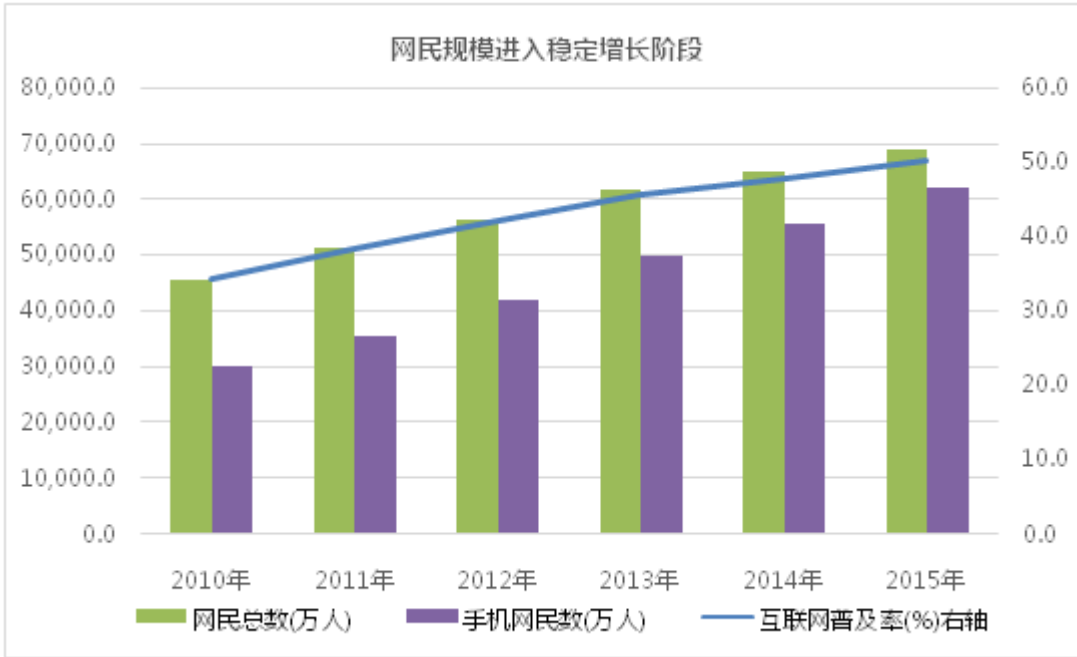
2 “ ”



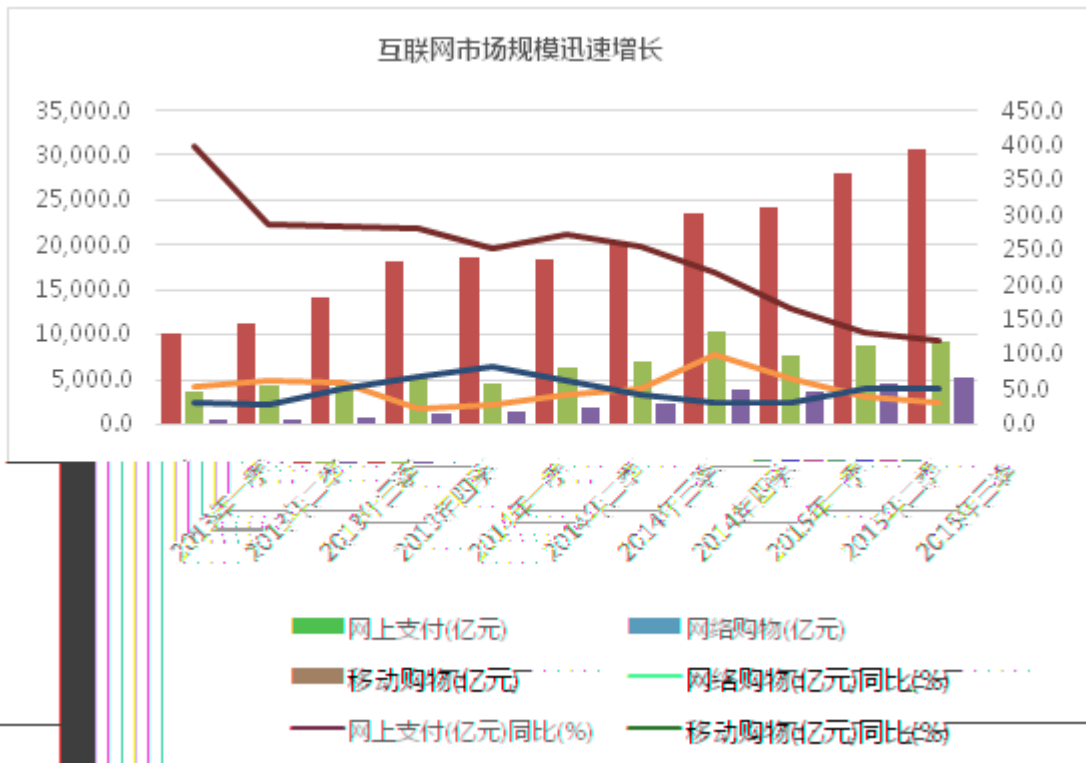
2015

Choice	2010	2015	6.9
10.3%		6.2	17.9%
	2015		15
1.32	45.21%	43.39%	136.16%
			8.32
		2015	8.32

2014



Choice



Choice

”

3

2015 9

“

4

5

SNS

6

O2O

7

3

“ ” “ ”

10

2016

(1)

POS

2016

POS

POS

2016

2016

5.36

56.15%

4.76

40.18%

3,435.34

6,557.51

338.28%

13.77%

(2)

NFC

POS

2016

2016 5

50,000

100%

(3)

2016 3

5

466.6667

25%

“

+

+

+

”

“

”

2016 3

3,000

15,000

3,000

20%

“ +”

(4)

2016

2016

(5)

2016

POS

11

1

2015

2

4

“ +”

“ +”

5

6

2015 6 10

5,000

5% 2016 6 22

[2016]551

7

8


9

2016

2016


10

100%



1.

2,690 2,690



” 1 2

2011 8 5 “

” () 1.35

3 2011 10 24 4,500

2011 10 4,500

4 2012 8 27 2012 3,700

2012 8 3,700 5

2012 12 10 20% 2,000 20%

2013 1 5 2,000 6 2014 1 3

8,200 “

” 13,000 “ ”

12,184.61 815.39

	2011 3 3 1,293
	, 2011 4 21
	1 “ ” 829.6
	2 ”
	” 5,621 2013 12 31 2010 6
	2010 2
	“2 ”
	“ ”
	2
	2015 1 26
	2015 1 26
	“ ”
	3,123.16

3



	--	15,306	404.37	15,840.19	--	--	420.94	--	--

()

3

1

2

		500,000,00 0.00	0	0.00%	4,666,667	25.00%	501,455,25 2.24	1,455,252. 24		
		500,000,00 0.00	0	--	4,666,667	--	501,455,25 2.24	1,455,252. 24	--	--

4

1

2

3

1

			2	3	4				5	
		50,000			1,455,252. 24	4.24%			2016 03 07	(2016-016)
		50,000				0.00%			2016 05 10	(2016-062)

2

				3								
--	--	--	--	---	--	--	--	--	--	--	--	--

--	--	--	--	--	--	--	--	--	--	--	--	--	--

3

		2014		2015	
1	2014				
2014	2 20				<
	2014		>		
2014	2 21		www.cninfo.com.cn		2014
2014	4 9				<
	2014		>		
2014	4 10		www.cninfo.com.cn	2014	
2014	4 29	2014		<	2014
		>	<		
					<
2014	5 9				
2014	5 12		www.cninfo.com.cn		
		159	152	646.34	622.84
		20			
2014	7 3		www.cninfo.com.cn		
				152	151
				151	621.64
	JLC1	036143			
2015	1 26				

1-3

2015 1 27 www.cninfo.com.cn
6,077,400

2015 2 2 www.cninfo.com.cn

2015 3 27

2015 3 31 www.cninfo.com.cn

2015 4 2 www.cninfo.com.cn

2015 5 13

2015 5 14 www.cninfo.com.cn

2015 6 19 www.cninfo.com.cn
2015 6 19₆

20152540.46 Tm<14A4>TjTT0 910.7>>4 0.04(6)T" @ RHO

E	70%	0
	50% F	0
	D+E+F	0

1

3

C 217.82 224. 0.48 9.12 ef*EMC /P <</MCID 2122 >>BDC q216.61556 .24 63.2 730.72 Td(C 21P <</MCID 212f217.82 230.8

--	--	--	--	--	--	--	--

4

5%

		1			
		2			
		3			
		“ ()	2010 09 30	9999-12-31	

		”			
		5% “	2010 09 30	9999-12-31	
		”	2010 09 30	9999-12-31	
		1)	2015 09 02	2016-7-10	

		2)			
		2015 7 10	2,960	2015 07 10	2016-7-10
	;	;			
	;	;			
	;	;			
	;	;			
	;	;			
	;	;			
	;	;			

1

2016	16	112379	2016 04 15	2019 04 15	40,000	5.60%	

2

			42 101				021-68800201

			7008

3

	4.0		
	2016	4 30	
	0		
	2016	4 18	
	2016		4
		2016 4 20	2016
	4 30		

4

2015 12 11	2016	2015 Z 441	AA+	AA-
2016 6 17	AA+	2016 4 15	AA-	2016

5

2012 2012111099 “ ”

1.	2019 4 15	4 15	1	1
2.			1	

43,567.95	2015 9 30	23,509.33
1.		
2.		
3.	3	
4.		
5.		
6.	2015 12 1	2015 12
17		
1)	2)	3)
	4)	
6		
7		
1.		
3.8		
2.		
3.		
4.		
5.		
6.		

8

		1.45%	2.09%	-0.64%
		0.48%	0.31%	0.17%
		1.19%	1.72%	-0.53%

30%

9

10

11

12

48,088.7

已使用授信额度(万元)	公司名称	银行名称	已获得的授信额度(万元)
10000	深圳市新都技术股份有限公司	中信银行深圳前海分行	10000
7271.7	深圳市新都支付技术有限公司	中信银行深圳前海分行	2000
200	深圳市新都技术股份有限公司	华夏银行大中华支行	7000
201	深圳市新都支付技术有限公司	华夏银行大中华支行	4000
2550	深圳市新都支付技术有限公司	渣打银行深圳分行	2500.0
1450	深圳市新都支付技术有限公司	兴业银行深圳分行	10000
9919	深圳市新都支付技术有限公司	上海浦东发展银行股份有限公司深圳分行	10000
1668	深圳市新都支付技术有限公司	上海浦东发展银行股份有限公司深圳分行	16000
26200	深圳市新都支付技术有限公司	招商银行深圳分行	7000
7000	深圳市新都技术股份有限公司	中国银行深圳分行	7000
10000	深圳市新都支付技术有限公司	建设银行深圳分行	10000
10000	深圳市新都支付技术有限公司	工商银行深圳分行	10000

13

14

15

1

2016 4 25

75%

2016 4 20

www.cninfo.com.cn

2014

2014

2016 5 9

2017 5 9

141

4,809,120

7.535

2016 6 14

2014

2016-073

2014

4,236,200

2016 4 18

2016 4 20

141

4,809,120

7.535

2016 4 18

2016 4 20

141

4,809,120

7.535

2016 6 30

2014

4,236,200

235,257,560

0.003 /

0.034 /

2

	42,075	0	60,000	102,075		2017-1-1
	1,500	0	0	1,500		2017-1-1
	750	0	0	750		2017-1-1
	0	0	118,125	118,125		2017-1-1
	0	0	7,501	7,501		2017-1-1
	81,857,295	0	275,626	82,132,921	--	--

							17,944
5%							
		32.58%	76,640,000		57,480,000	19,160,000	
		10.80%	25,405,760		19,054,320	6,351,440	10,510,000
		4.85%	11,400,000		0	11,400,000	4,800,000
		3.94%	9,260,000		0	9,260,000	5,400,000
		2.36%	5,546,661				
		2.18%	5,120,346				
		2.01%	4,720,000				
		1.19%	2,799,891				
		0.92%	2,172,900		1,629,675	543,225	
		0.87%	2,051,550				

100								
10								
					19,160,000			19,160,000
					11,400,000			11,400,000
					9,260,000			9,260,000
					6,351,440			6,351,440
					5,546,661			5,546,661
					5,120,346			5,120,346
					4,720,000			4,720,000
					2,799,891			2,799,891
100				2,051,550			2,051,550	
					2,000,000			2,000,000
10								
10	10							

10

10

10

10

1

			76,640,000	0	0	76,640,000	0	0	0	0	0
			25,405,760	0	0	25,405,760	0				

			0		1			
--	--	--	---	--	---	--	--	--

2

			240,000	150,000	0	0	390,000
			240,000	150,000	120,000	0	270,000
			240,000	150,000	0	0	390,000
			192,000	120,000	0	0	312,000
			160,000	100,000	80,000	0	180,000
			192,000	120,000	96,000	0	216,000
	--	--	1,264,000	790,000	296,000	0	1,758,000

	19,447,577.68	66,678,846.16
	1,133,200,931.34	1,118,000,390.57
	240,000.00	240,000.00
	673,882,917.21	75,710,833.32
	60,602,971.56	43,552,693.97
		296,925,757.82

	144,472,044.92	242,639,477.56
	58,512,455.53	49,101,803.37
	1,386,675.33	31,237,316.25
	12,774,061.53	16,020,759.10
	3,733,333.34	
	72,820,552.69	31,714,321.93
	781,634,953.50	535,856,684.37
	364,519.79	1,038,783.85
	396,588,583.58	
	17,080,833.33	13,155,833.33
	5,295,762.52	6,238,129.72
	419,329,699.22	20,432,746.90
	1,200,964,652.72	556,289,431.27
	231,021,360.00	231,021,360.00

	629,420,021.64	606,706,549.26
	-134,888.13	-87,737.42
	24,685,764.62	24,685,764.62
	422,830,794.50	400,028,473.46
	1,307,823,052.63	1,262,354,409.92
	4,289,205.63	3,834,627.90
	1,312,112,258.26	1,266,189,037.82
	2,513,076,910.98	1,822,478,469.09

2

	169,712,707.12	317,328,362.02
		24,547.95
	50,642,717.00	53,446,206.16
	143,496,804.31	342,691,461.13

	2,008,172,969.34	947,282,698.57
	19,841,050.49	39,004,785.03
	2,030,614.93	2,047,062.08
	6,182,193.14	3,941,558.33
	7,139,392.70	12,085,746.26
		15,705,208.00
	2,043,366,220.60	1,020,067,058.27
	2,736,315,935.45	1,941,622,311.41
	209,600,100.00	50,000,000.00
	146,877,466.39	112,151,669.05
	163,612,120.63	483,702,316.92
	35,824,922.07	48,180,071.41
		17,425,783.00
	4,726,960.68	7,610,261.76
	3,733,333.34	
	726,702,914.06	189,960,747.36

	1,291,077,817.17	909,030,849.50
	396,588,583.58	
	17,080,833.33	11,155,833.33
	413,669,416.91	11,155,833.33
	1,704,747,234.08	920,186,682.83

	536,085,683.13	343,317,374.79
	536,085,683.13	343,317,374.79
	520,291,708.11	327,678,560.68
	324,877,960.11	212,335,737.35
	3,673,523.51	3,634,951.49
	51,392,827.92	33,769,945.08
	120,671,022.00	76,715,250.45
	11,793,918.72	-3,567,240.72
	7,882,455.85	4,789,917.03
“ ”		
“ ”	-1,374,205.15	642,076.06
	-1,827,916.11	642,076.06
“ ”		
“ ”		

	454,577.73	784,940.20
	-47,150.71	
	-47,150.71	
1.		
2.		
	-47,150.71	
1.		
2.		

4

	199,298,608.22	343,272,907.59
	138,541,826.14	299,931,358.45
	901,058.02	2,055,654.89
	4,002,913.78	23,435,128.13
	31,008,380.10	46,586,187.06

2.		
3.		
4.		
5.		
6.		
	15,642,988.95	-23,327,092.61

5

	487,922,354.61	364,894,536.92
	17,060,125.28	17,031,252.48
	8,099,148.86	7,086,339.40
	513,081,628.75	389,012,128.80

	293,752,821.75	233,249,243.03

	400,000,000.00	
	246,858.47	3,109,053.30
	772,246,858.47	53,109,053.30

	12,304,904.11	6,250,000.00
	12,304,904.11	6,250,000.00
	1,650,950.16	931,701.00
	765,200,000.00	241,800,000.00
	766,850,950.16	242,731,701.00
	-754,546,046.05	-236,481,701.00
	356,000,000.00	50,000,000.00
	400,000,000.00	
	67,931.92	1,636,491.68
	756,067,931.92	51,636,491.68
	196,399,900.00	
	20,222,167.12	5,442,670.02
	71,553,598.35	14,249,364.63
	288,175,665.47	19,692,034.65
	467,892,266.45	31,944,457.03
	-159,506,821.08	-203,667,637.03
	278,666,298.61	335,219,442.18
	119,159,477.53	131,551,805.15

	00				,093.66				475.56		,908.55	12.55	32
	116,72				-64,438,				7,245,2		72,535,	911,415	132,887
“ ”	1,360.				544.40				89.06		564.91	.35	,347.50
	00												
											85,495,	911,415	86,319,
											853.97	.35	531.90
	2,421,				49,861,								52,282,
	360.00				455.60								815.60
1													
2													
3	2,421,				49,861,								52,282,
	360.00				455.60								815.60
4													
									7,245,2		-12,960,		-5,715,0
									89.06		289.06		00.00
1									7,245,2		-7,245,2		
									89.06		89.06		
2													
3											-5,715,0		-5,715,0
											00.00		00.00
4													
	114,30				-114,30								
	0,000.				0,000.0								
	00				0								
1	114,30												
	0,000.												
	00												

2													
	231,02 1,360. 00				606,706 ,549.26		-87,737. 42		24,685, 764.62		400,028 ,473.46	3,834,6 27.90	1,266,1 89,037. 82

8

	231,021, 360.00				600,331,5 42.63					24,685,76 4.62	165,396 ,961.33	1,021,435 ,628.58	
	231,021, 360.00				600,331,5 42.63					24,685,76 4.62	165,396 ,961.33	1,021,435 ,628.58	
					6,041,151 .84						4,091,9 20.95	10,133,07 2.79	
											15,642, 988.95	15,642,98 8.95	
					6,041,151 .84							6,041,151 .84	
1													
2													
3					6,041,151 .84							6,041,151 .84	
4													
											-11,551, 068.00	-11,551,0 68.00	

1											
2										-11,551,068.00	-11,551,068.00
3											
1											
2											
3											
4											
1											
2											
	231,021,360.00				606,372,694.47				24,685,764.62	169,488,882.28	1,031,568,701.37

	114,300,000.00				668,211,755.86				17,440,475.56	105,904,359.79	905,856,591.21	

										890.60	0.60
	2,421,36 0.00				46,419,78 6.77						48,841,14 6.77
1											
2											
3	2,421,36 0.00				46,419,78 6.77						48,841,14 6.77
4											
									7,245,289 .06	-12,960, 289.06	-5,715,00 0.00
1											

90.00 30.00%

[2001] 347 4403012070860

2001 12 12 30.00%

70.00% 30.00% 2002 1 28

2004 5 21 1,200.00

1,500.00 86.00%

14.00% 2004 5 31 (2004) 159

2007 12 13 2,500.00

4,000.00 86.00% 14.00% 2007

12 20 [2007]152

2008 3 10 86.00% 4,449.64

13

2008 3 24

	()	
	2,115	52.875%
	705	17.625%
	705	17.625%
	40	1.000%
	40	1.000%
	60	1.500%
	40	1.000%
	40	1.000%
	60	1.500%
	50	1.250%
	35	0.875%
	60	1.500%
	50	1.250%
	4,000	100%

2008 4 8 2008 3 2008 4 8

2008 3 31 59,860,459.32 4,000.00 1:1

4,000 4,000.00

[2008]35 2008 4 25 440301103074776

2008 7

2008 750.00

4,750.00

() ()

11 5,002.50 750.00

4,252.50 4,750.00

[2008]74 2008 7 18

2009 6 5 () 1.684% 2009 6

22
2009 6 22 () 2.105% 2009 6
22
2009 7 15 (“ ”) 120
(“ ”) 2009 8 10 (2009 12)

	30	0.6316%
	20	0.4211%
	20	0.4211%
	20	0.4211%
	20	0.4211%
	10	0.2105%
	4,750	100%

[2010]1292

2010 10 8 (A) 1,600 1.00 43.33
 2010 10 13 69,328.00 46,945,065.67 646,334,934.33

“ [2010]124 ”

2011 4 21 6,350 10 2 ()
 10 8 5,080.00 11,430
 2015 4 30 11,430 10 0.50 ()
 10 10 22,860
 2015 6 19 145

2,421,360 231,021,360

1.

2.

POS

3.

(POS)

(POS)

4.

7

*1				11,000	
*2				1,300	
*3				40,806	

				6,000	
*4					IC
*5			POS	20,000	POS
*6				6,000	
ExaDigm,Inc*7				100	POS

	*1	100%	100%	11,000	---
	*2	100%	100%	1,300	

*4	2015 4 14				25,200
	100%	2015 6 24			
	2015 11 20				
		2,866.74		3,133.26	6,000
*5		2015 3 10	20,000	1,000	
	100%				
*6		2015 4 23	6,000	6,000	
	100%				
*7	2015 8 31	Xinguodu Inc.	Exadigm, Inc.	Exadigm, Inc.	
470		ExaDigm,Inc.	2015 10 8		
		ExaDigm,Inc.	100%		

1

(“ ”)
 15 — (2014)

2

12

1

4

5

1.

2.

3.

4.

6

1.

2.

1

2

A.

B.

C.

D.

3.

4.

7

1.

2.

3.

1.

2.

3.

4.

5.

8 —

8 —

8

9

1.

2

“ ”

10

1.

1

2

3

1

2

3

4

2.

3.

1

()

2

3

4.

5.

.

1

2

1

2

.

1
2

11

1

	100

2

1 1	5.00%	5.00%
1 2	20.00%	20.00%
2 3	50.00%	50.00%
3	100.00%	100.00%

3

12

1.

2.

2

3.
1

22 —

2

22 —

3

22 —

4

5

22 —

4.

1

2

3

4

1

22 —

2

1

2

5.

1

2

3

4

5

15

16

1

1

2

3

2

3

3

4

19

20

21

1

1

1

2

1

	50	
	5	

2

2

1

2

1

2

3

4

5

22

23

1

1

2

	5
	3-5
	10

24**1****2****3**

4

25

1

2

26

1

2

3

4

5

1
6

2

3

4

5

27

28

1

POS

2

1

2

29

1

2

30

/

()

1

1

2

2

1

2

3

3

1

2

31

1

1

2

1

2

2

1

2

32

33

1

2

34

1

		17% 6% 6% 5%
		5%
		7%
		15%
		3%
		2%
	70%	1.2% 12%

3**1**

	17,380.93	21,673.28
	262,090,599.92	388,801,519.89
	86,092,925.16	39,330,241.88
	348,200,906.01	428,153,435.05
	331,651.18	2,737,189.03

2

		121,378.09
		121,378.09
		0.00
		121,378.09

3**4****1**

	50,861,694.17	56,279,381.02
	450,000.00	500,000.00
	51,311,694.17	56,779,381.02

2

--	--

3

--	--	--

4

--	--

5

1

	531,233, 590.07	100.00%	37,014,3 66.88	6.97%	494,219,2 23.19	387,864 ,836.89	100.00%	29,567,38 2.05	7.62%	358,297,45 4.84
	531,233, 590.07	100.00%	37,014,3 66.88	6.97%	494,219,2 23.19	387,864 ,836.89	100.00%	29,567,38 2.05	7.62%	358,297,45 4.84

1				
1		501,410,776.93	25,070,538.85	5.00%

1	2	17,328,858.06	3,465,771.61	20.00%
2	3	8,031,797.33	4,015,898.67	50.00%
3		4,462,157.75	4,462,157.75	100.00%
		531,233,590.07	37,014,366.88	6.97%

2

7,446,984.83

--	--	--

3

--	--

--	--	--	--	--	--

4

单位名称	与本公司关系	金额	账龄	占应收账款总额的比例
17.50%				
0.45%	第二名		非关联方	92,955,245.58
0.14%				1-2年
14.52%				767,300.68
1.43%	第三名		非关联方	77,154,889.06
0.07%				1年以内
4.10%	第四名		非关联方	7,618,289.00
1.76%	第五名		非关联方	21,762,874.82
75.34%	合计			9,385,050.00
				400,222,405.89
				一年以内

5

6

6

1

620162016201620162016

2

--	--	--	--	--

8

1

()		
-----	--	--

2

1

()				
-----	--	--	--	--

9

1

	13,888,718.67	96.53%	3,703,784.04	26.67%	10,184,934.63	8,566,108.46	94.48%	3,314,251.28	38.69%	5,251,857.18
	500,000.00	3.47%	500,000.00	100.00%	0.00	500,000.00	5.52%	500,000.00	100.00%	0.00
	14,388,718.67	100.00%	4,203,784.04	29.22%	10,184,934.63					

1			
1	9,133,503.87	456,675.21	5.00%
1 2	1,083,366.83	216,673.36	20.00%
2 3	1,282,825.00	641,412.50	50.00%
3	2,389,022.97	2,389,022.97	100.00%
	13,888,718.67	3,703,784.04	26.67%

2

435,471.02

0.00

--	--	--

3

--	--

--	--	--	--	--	--

4

	4,354,623.04	1,910,529.40
	8,877,532.54	5,998,327.84

	82,928,767.47	5,199,498.40	77,729,269.07	71,998,270.40	5,199,498.40	66,798,772.00
	51,902,029.36		51,902,029.36	58,970,149.28		58,970,149.28
	207,935,062.23	8,460,201.76	199,474,860.47	206,970,791.08	8,784,860.34	198,185,930.74

2

	922,031.67			5,367.52	916,664.15
	2,663,330.27	38,130.53		357,421.59	2,344,039.21
	5,199,498.40				5,199,498.40
	8,784,860.34	38,130.53		362,789.11	8,460,201.76

3

4

--	--

11

--	--	--	--	--

12

--	--	--

13

	1,503,045.86	871,991.00

	17,508,603.56	9,670,285.73
		56,000,000.00
	435,928.26	136,569.43
	19,447,577.68	66,678,846.16

14

1

	240,000.00		240,000.00	240,000.00		240,000.00
	240,000.00		240,000.00	240,000.00		240,000.00
	240,000.00		240,000.00	240,000.00		240,000.00

2

--	--	--	--	--

3

--	--	--	--	--	--	--

15

1

2

--	--	--	--	--

3

16

1

2

3

17



	28,461,29 1.15			274,001.6 7						28,735,29 2.82	
	47,249,54 2.17			-3,557,17 0.01						43,692,37 2.16	
		500,000,0 00.00		1,455,252 .23						501,455,2 52.23	
		100,000,0 00.00								100,000,0 00.00	
	75,710,83 3.32	600,000,0 00.00		-1,827,91 6.11						673,882,9 17.21	
	75,710,83 3.32	600,000,0 00.00		-1,827,91 6.11						673,882,9 17.21	

18

1

2

3

--	--	--	--	--	--	--	--	--	--	--	--

				POS		
1.	2,976,066.85	2,165,048.57	7,098,728.12	36,324,043.09	25,001,057.58	73,564,944.21
2.	15,207,188.00	37,179.49	22,610.27	7,151,056.62	1,940,385.26	24,358,419.64
1	15,207,188.00	37,179.49	22,610.27	7,151,056.62	1,940,385.26	24,358,419.64
2						
3						
3.				6,502,723.29	1,027,403.19	7,530,126.48
1					1,027,403.19	1,027,403.19
2				6,502,723.29		6,502,723.29
4.	18,183,254.85	2,202,228.06	7,121,338.39	36,972,376.42	25,914,039.65	90,393,237.37
1.	286,304.28	1,529,011.49	5,348,257.90	7,403,978.56	15,444,698.01	30,012,250.24
2.	33,849.84	258,191.11	502,540.15	3,107,029.86	1,587,127.77	5,488,738.73
1	33,849.84	258,191.11	502,540.15	3,107,029.86	1,587,127.77	5,488,738.73
3.				4,758,187.83	952,535.33	5,710,723.16
1					952,535.33	952,535.33
2				4,758,187.83		4,758,187.83
4.	320,154.12	1,787,202.60	5,850,798.05	5,752,820.59	16,079,290.45	29,790,265.81

2.						
1						
3.						
1						
4.						

20

1

	376,806,563.75		376,806,563.75	296,925,757.82		296,925,757.82
	376,806,563.75		376,806,563.75	296,925,757.82		296,925,757.82

2

	376,806,563.75	296,925,757.82	79,880,805.93			376,806,563.75	100.00%	100%				
	376,806,563.75	296,925,757.82	79,880,805.93			376,806,563.75	--	--				--

3

--	--	--

21

--	--	--

22

--	--	--

23

1

2

24

25

1

1.	33,376,838.80	44,943,157.89		5,920,456.41	30,557.36	147,917.71	84,418,928.17
2.				413,974.97		4,687.30	418,662.27
1				413,974.97		4,687.30	418,662.27
2							
3							
3.							
1							
4.	33,376,838.80	44,943,157.89		6,334,431.38	30,557.36	152,605.01	84,837,590.44

1.	3,288,469.01	4,993,684.21		2,624,240.32	3,395.26		10,909,788.80
2.	333,778.38	5,024,733.19		522,412.89	3,416.37		5,884,340.83
1	333,778.38	5,024,733.19		522,412.89	3,416.37		5,884,340.83
3.							
1							
4.	3,622,247.39	10,018,417.40		3,146,653.21	6,811.63		16,794,129.63
1.							
2.							
1							
3.							
1							
4.							
1.	29,754,591.41	34,924,740.49		3,187,778.17	23,745.73	152,605.01	68,043,460.81
2.	30,088,369.79	39,949,473.68		3,296,216.09	27,162.10	147,917.71	73,509,139.37

4

	1,042,455.02	1,042,455.02
	749,283.84	749,283.84
	1,791,738.86	1,791,738.86

5

--	--	--	--

30

	0.00	15,207,188.00
	0.00	498,020.00
		15,705,208.00

31**1**

	227,191,588.00	51,558,464.00
	227,191,588.00	51,558,464.00

2

--	--	--	--

32

--	--	--

33

34

		288,008.11
	260,744,242.16	113,296,534.05
	260,744,242.16	113,584,542.16

35

1

1	139,603,034.10	240,471,366.44
1-2	4,397,590.79	1,834,727.57
2-3	189,981.14	147,559.55
3	281,438.89	185,824.00
	144,472,044.92	242,639,477.56

2

1

--	--	--

36

1

1	45,814,428.89	39,161,795.99
1-2	7,140,510.15	5,913,964.63
2-3	4,068,345.99	2,438,838.00
3	1,489,170.50	1,587,204.75
	58,512,455.53	49,101,803.37

2

1

--	--	--

3

--	--

37

1

	31,111,348.44	71,051,899.29	100,905,620.95	1,257,626.78
-	125,967.81	3,042,546.11	3,039,465.37	129,048.55
	31,237,316.25	74,094,445.40	103,945,086.32	1,386,675.33

2

1	30,921,794.85	66,822,642.69	96,809,437.54	935,000.00

3	97,147.73	2,021,836.55	2,022,432.83	96,551.45
	89,698.93	1,843,310.92	1,841,025.21	91,984.64
	3,119.97	36,133.06	37,653.56	1,599.47
	4,328.83	142,392.57	143,754.06	2,967.34
4	71,076.00	1,442,885.96	1,443,961.96	70,000.00
5	21,329.86	764,534.09	629,788.62	156,075.33
	31,111,348.44	71,051,899.29	100,905,620.95	1,257,626.78

3

1	109,198.69	2,872,826.01	2,870,043.41	111,981.29
2	16,769.12	169,720.10	169,421.96	17,067.26
	125,967.81	3,042,546.11	3,039,465.37	129,048.55

38

	9,167,087.91	8,725,100.77
	688,916.14	5,221,533.07
	937,491.67	735,376.92
	602,954.90	601,203.34
	266,631.51	429,436.30
	1,110,979.40	308,108.70
	12,774,061.53	16,020,759.10

39

	3,733,333.34	
	3,733,333.34	

--	--	--

40

--	--	--

1

41

1

	1,944,600.81	2,182,338.81
	2,769,786.35	70,550.00
	68,106,165.53	4,261,433.12
		25,200,000.00
	72,820,552.69	31,714,321.93

2

1

--	--	--

42

--	--	--

43

--	--	--

3

4

47

1

--	--	--

48

1

--	--	--

2

--	--	--

--	--	--

--	--	--

49

--	--	--	--	--	--

50

--	--	--	--

51

	13,155,833.33	7,270,000.00	3,345,000.00	17,080,833.33	
	13,155,833.33	7,270,000.00	3,345,000.00	17,080,833.33	--

						/
	13,155,833.33	7,270,000.00	3,345,000.00		17,080,833.33	
	13,155,833.33	7,270,000.00	3,345,000.00		17,080,833.33	--

52

--	--	--

53

		+ -				

	231,021,360.00						231,021,360.00
--	----------------	--	--	--	--	--	----------------

54

1

2

55

	559,812,949.25			559,812,949.25
	46,893,600.01	22,713,472.38		69,607,072.39
	606,706,549.26	22,713,472.38		629,420,021.64

56

--	--	--	--	--

57

	-87,737.42	-47,150.71			-47,150.71		-134,888.13
	-87,737.42	-47,150.71			-47,150.71		-134,888.

							13
	-87,737.42	-47,150.71			-47,150.71		-134,888.13

58

--	--	--	--	--

59

	24,685,764.62			24,685,764.62
	24,685,764.62			24,685,764.62

60

	400,028,473.46	327,492,908.55
	400,028,473.46	327,492,908.55
	34,353,389.04	85,495,853.97
		7,245,289.06
	11,551,068.00	5,715,000.00
	422,830,794.50	400,028,473.46

1)

2)

3)

4)

5)

61

	536,040,319.38	324,877,960.11	343,317,374.79	212,335,737.35
	45,363.75			
	536,085,683.13	324,877,960.11	343,317,374.79	212,335,737.35

62

	2,124,900.85	2,092,158.72
	1,548,622.66	1,542,792.77
	3,673,523.51	3,634,951.49

63

	17,183,003.94	11,387,641.02
	3,093,934.68	1,888,691.46
	2,933,472.85	2,155,649.02
	5,162,629.34	3,014,305.68
	5,971,998.19	1,674,317.80
	12,133,243.05	9,866,311.19
	3,730,279.26	2,985,833.61
	883,684.73	749,724.35
	300,581.88	47,470.95
	51,392,827.92	33,769,945.08

64

	62,913,944.00	48,804,248.64
	31,014,623.58	15,436,112.56

	3,969,149.20	3,546,153.40
	686,163.67	479,325.54
	1,771,761.30	1,154,852.49
	5,748,849.65	3,274,617.36
	1,174,411.34	572,381.71
	13,392,119.26	3,447,558.75
	120,671,022.00	76,715,250.45

65

	-1,675,980.07	-4,545,193.57
	344,132.56	140,702.09
	39,254.59	2,244.07
	13,086,511.64	835,006.69
	11,793,918.72	-3,567,240.72

	-1,827,916.11	642,076.06
	453,710.96	
	-1,374,205.15	642,076.06

69

	4,562,000.00	3,491,300.00	4,562,000.00
	17,130,770.16	17,012,019.78	
	13,801.35	327,842.01	13,801.35
	21,706,571.51	20,831,161.79	4,575,801.35

									/
--	--	--	--	--	--	--	--	--	---

70

	265,169.01	3,686.75	265,169.01
	265,169.01	3,686.75	265,169.01
	163,230.18	88,122.82	163,230.18
	428,399.19	91,809.57	428,399.19

71

1

	694,169.90	564.38

	195,805.52	1,035,340.99
	889,975.42	1,035,905.37

2

		35,697,942.19
/		8,924,485.55
		-2,673,309.93
		-5,143,084.00
		-218,116.16
		889,975.42

72

73

1

	1,435,132.09	2,218,707.79
	920,000.00	791,300.00
	5,744,016.77	4,076,331.61
	8,099,148.86	7,086,339.40

2

	35,697,927.41	17,213,444.69
	16,976,755.38	15,505,637.92
	52,674,682.79	32,719,082.61

3

	7,270,000.00	6,250,000.00
	106,575,089.05	
	113,845,089.05	6,250,000.00

4

	50,000,000.00	
	50,000,000.00	

5

	246,858.47	3,109,053.30
	246,858.47	3,109,053.30

6

	100,117,031.36	14,249,364.63
	2,720,000.00	
	3,600,000.00	
	106,437,031.36	14,249,364.63

74

1

1	--	--
	34,807,966.77	35,984,337.02
	7,882,455.85	4,789,917.03
	5,254,897.20	3,142,816.91
	886,713.84	616,507.93
	1,309,295.36	620,931.80
“ ”	265,169.01	3,686.75
“ ”		0.00
“ ”		0.00
“ ”	8,534,130.85	-1,590,562.05
“ ”	1,374,205.15	-642,076.06
“ ”	1,138,172.73	1,035,338.15
“ ”	-942,367.20	0.00
“ ”	-2,690,944.55	-60,449,494.26
“ ”	-984,761,736.87	-159,581,005.58
“ ”	911,993,044.22	156,211,560.71
	22,713,472.38	17,208,349.92
	7,764,474.74	-2,649,691.73
2	--	--
3	--	--
	262,107,980.85	263,516,575.51
	388,823,193.17	496,743,338.75
	-126,715,212.32	-233,226,763.24

2

3

4

	262,107,980.85	388,823,193.17
	17,380.93	21,673.28
	262,090,599.92	388,801,519.89
	262,107,980.85	388,823,193.17

75

“ ”

76

--	--	--

77

1

	292,030.01	6.63	1,936,386.62
	589,784.00	6.63	3,910,975.66
	54,970.41	6.63	364,519.78

2

78


79

1


1



2



3




4

5


6

2


1



2



3



3

4

5

6

1

1

				100.00%		
				100.00%		
				96.32%		
				100.00%		
				100.00%		
				100.00%		

ExaDigm, Inc			POS	100.00%		

2

	3.68%	472025>>B		



--	--	--

4

k:U 1 J F6,,:U 1 J +O, ';\PKđ •Ñ(

k:U 1

	/	/
	--	--
	--	--
	--	--
	673,882,917.21	75,710,833.32
	--	--
--	-1,827,916.11	642,076.06
--	-1,827,916.11	642,076.06

6

1

	--	--	--	--
	--	--	--	--

2

3

4

5

6

7

8

9

1

--	--	--	--	--	--

2

3

4

5

1

/

--	--	--	--	--	--

/

--	--	--	--

2

/

/

/

/	/	/	/	/	/	/
---	---	---	---	---	---	---

/

/

/	/	/	/	/	/	
---	---	---	---	---	---	--

						/
--	--	--	--	--	--	---

/

3

--	--	--	--

		531,960.00	518,661.00

42

17.2

2008 12 30

17A 17B

17C 17D 886.6

2009 1 1

2011 12 31

80 / /

70,928.00

2009 3 27

2009

2009 4 1

72 / /

63,835.00

2011

2011 10 14

95

/ /

84,227.00

2011 10 1

2011 12 31

2012 3 31

17A 17B 17C 17D

95 / /

2012 1 1

2014 12 31

2012

17A 17C

17D

100 / /

2015 4 1

2017 12 31

17B

100 / /

2015 4 1

2017 12 31

4

--	--	--	--	--

--	--	--	--	--

5

6

--	--	--	--

7


--	--	--

8

6

1

		34,000.00	1,700.00	34,000.00	1,700.00



7

8

1

	140,919,146.80
	33,505,775.88
	0.00
	7.535 2016 5 9
	2017 5 9 31.73
	2016 1 5 2019 1 5

	15.22	7.585				
2015 7 8			www.cninfo.com.cn			
					2015 7 6	2016 5 9
		145	2,421,360	7.585		
2015 12 29						
2015 12 30			www.cninfo.com.cn			
		9,618,240				
2016 4 18						2014
			2014			
2016 4 20			www.cninfo.com.cn		2014	
	2014					
		141	4,809,120	7.585		
2016 5 30						2014
				2015		
					2016 5 20	
	2014					
		7.585	7.535		2014	
				2016-068		
2016 6 14			2014			
	2016-073	2014				
2 2015						
2015 12 2						<
	2015			>	<	2015
		>	<			2015
				2015		
2015 12 17		2015			<	2015
		>	<			2015
	>	<		2015		>
		2015				
2016 1 5						
2016 1 22			www.cninfo.com.cn		2015	
	125	6,280,000				
2016 5 30						2015
				2015		
					2016 5 20	
	2015					
	31.78	31.73		2015		
			2016-069			

5

1

2016 06 30

2

1

2016 6 30

2

3

1

	2016 3 29		
	3,000.00		
	15,000.00		

	<p>3,000.00</p> <p>20% 735.00</p> <p>4.9%</p> <p>(</p> <p>)</p>		
	<p>2016 6 27</p> <p>2016 6 27</p> <p>2.3 “</p> <p>2016 3</p> <p>31</p> <p>*24%</p> <p>8%</p> <p>”</p>		

2

3

4

1 2015 7 20
1,364,000.00

681,739.00

2016 6 30

1

1

--	--	--	--

2

--	--	--

2

3

1

2

4

5


--	--	--	--	--	--	--

6

10

1

2



3


4

7

8

1

1




1	126,426,988.30	6,321,349.42	5.00%
	126,426,988.30	6,321,349.42	5.00%

2

1

52 8.8 1.9.62 p



--	--	--

3

--	--

--	--	--	--	--	--

4

	1,284,669.36	1,451,252.27
	5,010,885.92	4,568,093.05
	355,692.51	312,636.01
	306,609,851.35	
	313,261,099.14	6,331,981.33

5

		302,841,912.60		96.67%	

6

--	--	--	--	--

7

8

3

	1,334,290,052.13		1,334,290,052.13	871,571,865.25		871,571,865.25
	673,882,917.21		673,882,917.21	75,710,833.32		75,710,833.32
	2,008,172,969.34		2,008,172,969.34	947,282,698.57		947,282,698.57

1

	110,000,000.00			110,000,000.00		
	13,000,000.00			13,000,000.00		
	393,060,000.00			393,060,000.00		
Exadigm, Inc	33,511,865.25			33,511,865.25		
	252,000,000.00			252,000,000.00		
	60,000,000.00			60,000,000.00		
	10,000,000.00	462,718,186.88		472,718,186.88		
	871,571,865.25	462,718,186.88		1,334,290,052.13		

2

	28,461,29			274,001.6						28,735,29	
	1.15			7						2.82	
	47,249,54			-3,557,17						43,692,37	
	2.17			0.01						2.16	

	-1,817,559.95	642,076.06
--	---------------	------------

6

1

	-265,169.01	
	4,562,000.00	
	453,710.96	
	-149,428.83	
	594,663.40	
	15,553.33	
	3,990,896.39	--

1 —

1 —

2

		/	/
	2.68%	0.150	0.150
	2.38%	0.131	0.131

3

1

2

3

4

1. 2016
- 2.